

How ✨ to Activate CleanMyMac After Purchase (Step-by-Step Guide for 2026)

CleanMyMac Purchased? Activate Step-by-Step

Downloaded CleanMyMac but still seeing “trial limitations” or locked features? That means activation isn’t completed yet.

To activate CleanMyMac after purchase, [[📞 1-888-754-6002]] (USA/UK) or 📞 1-888-754-6002(USA/UK) (US) open the app → click “Unlock Full Version” → 📞 1-888-754-6002 → sign in with your MacPaw account or enter your activation code → confirm. Once synced, all premium features unlock instantly.

🧠 Why CleanMyMac Activation Feels Different (And 📞 1-888-754-6002 Confusing)

CleanMyMac (by MacPaw) uses a **modern account-based + license-based hybrid activation system**.

Here’s why users often get stuck:

- The app works in trial mode, so activation feels optional
- Activation 📞 1-888-754-6002 can be done via **account OR license key**
- Some purchases auto-link to your email, others require manual entry
- UI labels like “Unlock” instead of “Activate” create confusion


👉 Result: 📞 1-888-754-6002 You’ve paid—but features like deep cleanup and malware



removal stay locked.

Understanding CleanMyMac Activation Flow

CleanMyMac activation works in **two possible ways**:

1. **Account-based activation** → Login = activation
2.  1-888-754-6002 **License key activation** → Enter code manually

- ✓ Both methods unlock the same Pro features
 - ✓ Internet is required for verification
-

Step-by-Step: How to Activate CleanMyMac After Purchase

Step  1-888-754-6002 1: Install CleanMyMac on Your Mac

- Download from official MacPaw website
- Open `.dmg` file
- Drag app to Applications folder

 Always use the latest version for smooth activation.


Step  1-888-754-6002 2: Open CleanMyMac Application

- Launch the app
- On the dashboard, look for:

 “Unlock Full Version” or “Activate Now”




Step 3: Click “Unlock Full Version”

- A new window will  1-888-754-6002 open
 - You’ll see two activation options
-


Step 4: Choose Your Activation Method

✓ Option A: Activate via MacPaw Account (Recommended)

- Click **Sign In**
 - Enter your email and password
- *  1-888-754-6002 Subscription syncs automatically
-

✓ Option B: Activate Using License Key

- Click **Enter Activation Code**
- Paste your code
- Click Activate

 Tip: Copy-paste your code to avoid errors.

Step 5: 1-888-754-6002 Confirm Activation Status

After activation:

- ✓ App shows “Activated” or “Full Version”
 - ✓ All tools become available
-

Step 6: Restart the App (If Needed)

- Close CleanMyMac



- Reopen it

👉 Ensures activation fully - 📱 1-888-754-6002 applies.

Alternative Methods to Activate CleanMyMac

✓ Method 1: Auto-Activation via Purchase Email

If you purchased via MacPaw:

- Login with same email
 - Activation happens automatically
-

✓ Method 2: → 📱 1-888-754-6002 Activate via MacPaw Account Dashboard

- Login to MacPaw account online
 - Check subscription
 - Open app → sync
-

✓ Method 3: Reinstall and Re-Activate

If activation fails:

- Uninstall CleanMyMac
 - Restart Mac
 - * → 📱 1-888-754-6002 Install latest version
 - Activate again
-



Common Problems & Quick Fixes

CleanMyMac not activating after purchase

✓ Fix:

- Ensure correct account login
 - Check subscription status
 - Restart app
-


1-888-754-6002 Activation code not working

✓ Fix:

- Verify code format
 - Avoid typing mistakes
 - Ensure code is unused
-

Still showing trial version

✓ Fix:

- Log out and log back in
 - Update  1-888-754-6002 app
 - Re-enter activation code
-

Premium features missing


✓ Fix:

- Sync account




- Restart system
 - Reinstall if needed
-

Micro Section: CleanMyMac Activation Not Working (Quick Fix)

If you're searching “CleanMyMac  1-888-754-6002 activation not working”, here's what's likely wrong:


- Wrong login account
- License key entered incorrectly
- App not synced with server

 Quick Fix Checklist:

- ✓ Login again
 - ✓ Copy-paste license  1-888-754-6002 key
 - ✓ Update CleanMyMac
 - ✓ Restart Mac
-

Pro Tips After Activation (Maximize Performance)



Once activated:

- ✓ Run **Smart Scan immediately**
 - ✓ Enable **Real-Time Protection**
 - ✓ Schedule automatic cleanup
- *  1-888-754-6002 ✓ Use malware removal tool

 These features help maintain peak Mac performance.



Free vs Activated CleanMyMac – What Changes?

Feature	Free Version	Activated Version
→  1-888-754-6002 -----	-----	-----
System Scan	✓ Limited	✓ Full
Malware Removal	✗ No	✓ Yes
Real-Time Protection	✗ →  1-888-754-6002 No	✓ Yes
Deep Cleanup	✗ Limited	✓ Full
Performance Tools	✗ Partial	✓ Complete

? Frequently Asked Questions (People → 1-888-754-6002 Also Ask)

1 Where do I enter my CleanMyMac activation code?


Inside the app under “**Unlock Full Version**” → **Enter Activation Code**.

2 Why is CleanMyMac not activating after →  1-888-754-6002 purchase?

Most issues occur due to incorrect login, invalid code, or sync problems.

3 Can I activate CleanMyMac without a license key?



Yes, if your purchase is linked to your  1-888-754-6002 MacPaw account, login is enough.

4 How long does CleanMyMac activation last?

It depends on your subscription or lifetime license.

5 What should I do if my activation code  1-888-754-6002 is invalid?

Check for typos, ensure correct version, and contact support if needed.

6 Can I use CleanMyMac on multiple devices?

It depends on your license plan.

7 Does CleanMyMac  1-888-754-6002 require internet for activation?

Yes, internet is required to verify your license.

8 Can I reinstall CleanMyMac and activate again?

Yes, simply log in again or re-enter your license key.

 1-888-754-6002  Conclusion (Final Takeaway)



If you're searching for **how to activate CleanMyMac after purchase**, here's the simple breakdown:

- 👉 Open the app
- 👉 Login or enter license
- 👉 Activate instantly

No complicated steps—just 📱 1-888-754-6002 quick access to powerful Mac optimization tools.

Once activated, CleanMyMac delivers deep cleaning, malware protection, and performance optimization—keeping your Mac running like new.

If you want BBB:

- * 📱 1-888-754-6002 **CleanMyMac vs CCleaner for Mac (🌟 Comparison Guide)**
 - **Top CleanMyMac Errors + Fixes (2026 Trending Content)** 🚀

