

How-to Stop CleanMyMac Auto Renewal and Cancel Subscription (2026 Complete Guide)

CleanMyMac Auto Renewal On? Stop It

To stop CleanMyMac auto renewal and cancel your subscription, [[📞 [+1] 888-754-6002]] (USA/UK) or → 📞 [+1]888-754-6002(USA/UK) (US) sign in to your MacPaw account, go to Subscriptions/Billing, select your CleanMyMac plan, and turn off **auto-renewal**. Confirm → 📞 [+1]888-754-6002 the change. If purchased via Setapp, Apple ID, or PayPal, cancel it through that platform to fully stop future charges.

⚠️ “I Removed CleanMyMac... So Why Am → 📞 [+1]888-754-6002 I Still Being Charged?” (Hook)

This is where most users go wrong.

You delete the app, clear your Mac, and assume everything is done — but your **subscription keeps running** → 📞 [+1]888-754-6002 **silently in the background**.

That's because CleanMyMac billing is tied to your **account or payment provider**, not your device.

If you want to **stop CleanMyMac auto renewal and cancel** → 📞 [+1]888-754-6002 **subscription properly**, you need to follow the right method based on how you purchased it.



🧠 How CleanMyMac Subscription Actually Works

Before canceling, here's what you need to 📱 [+1]888-754-6002 understand:

- Auto-renewal is **enabled by default**
- Charges happen **before your plan expires**
- Subscription is linked to:
 - MacPaw account
 - Setapp subscription
 - Apple ID or payment 📱 [+1]888-754-6002 provider
 - Uninstalling the app does **NOT stop billing**

👉 The real fix = turning off auto-renewal.

Step-by-Step: Stop CleanMyMac Auto Renewal (Primary Method)

- ◆ Method 1: Cancel 📱 [+1]888-754-6002 via MacPaw Account

If you purchased directly from MacPaw:


1. Visit MacPaw official website
2. Click **Sign In** → **My Account**
3. Enter your registered email and password
4. Navigate to **Subscriptions** 📱 [+1]888-754-6002 / **Billing**
5. Locate your CleanMyMac plan
6. Click **Manage Subscription**
7. Turn OFF **Auto-Renewal**
8. Confirm cancellation

✓ Done. No future charges will be applied.



Cancel CleanMyMac Subscription via Setapp [+1] 888-754-6002 (Important)


If you subscribed through Setapp (very common):

1. Go to Setapp website
2. Log into your account
3. Click on your profile → **Billing**
4. Select **Manage Subscription**
5. Click **Cancel Subscription**
6.  [+1]888-754-6002 Confirm

 CleanMyMac is included in Setapp — canceling Setapp cancels it too.


Cancel CleanMyMac Subscription via Apple ID (Mac App Store)

If purchased via Apple:

1. Open **System**  [+1]888-754-6002 **Settings (Mac)**
 2. Click your **Apple ID**
 3. Go to **Subscriptions**
 4. Select **CleanMyMac / Setapp**
 5. Click **Cancel Subscription**
 6. Confirm
-

Cancel CleanMyMac via PayPal or Card

◆ PayPal Method

1.  [+1]888-754-6002 Log into PayPal
2. Go to **Settings** → **Payments** → **Automatic Payments**
3. Find **MacPaw / Setapp**



4. Click it
 5. Select **Cancel Automatic Billing**
 6. Confirm
-

◆ Bank/Card Method

If you cannot 📞 [+1]888-754-6002 access your account:

1. Contact your bank
2. Request to **block recurring charges**
3. Ask for merchant restriction

⚠ Use only as a backup.

🔄 Alternative Ways to Cancel CleanMyMac Subscription

📞 [+1]888-754-6002 ✓ Cancel via Email Receipt

- Open your purchase confirmation email
- Click:
 - “Manage Subscription”
 - “Cancel Renewal”

👉 Quick and effective.

✓ Contact MacPaw Support

If you're stuck:

- Visit 📞 [+1]888-754-6002 MacPaw support page
- Provide:




- Email used for purchase
- Order ID
- Issue details


 Response: usually within 24–48 hours

Common Problems & Solutions


 “I  [+1]888-754-6002 don't see subscription in account”

 You may have purchased via Setapp or Apple ID.

 “Still getting charged after cancellation”

 Cancel at payment source (PayPal or bank).

 [+1]888-754-6002  “Forgot login details”

 Use password recovery or check purchase email.

 “Multiple subscriptions active”

 Check all platforms (MacPaw, Setapp, Apple ID).




Refund Policy (Know Before [+1]888-754-6002 You Cancel)

MacPaw generally offers a **30-day refund policy**.

To request refund:

1. Contact support
2. Provide order details
3. Submit refund request

 Approval depends on timing and usage.


Quick [+1]888-754-6002 Fix: Stop CleanMyMac Auto Renewal Fast

If you're short on time:

- Log into MacPaw or Setapp account
- Go to billing
- Turn OFF auto-renew
- Confirm

 Takes under 2 minutes.

 [+1]888-754-6002  Smart Tips to Avoid Future Charges


- Turn off auto-renew immediately after purchase
- Understand whether you bought via Setapp or direct
- Use virtual cards for subscriptions
- Monitor  [+1]888-754-6002 renewal emails

 These steps prevent hidden renewals.



? FAQ – People Also Ask

1 How do I stop CleanMyMac auto renewal immediately?

Log into your MacPaw or Setapp  [+1]888-754-6002 account and disable auto-renewal in subscription settings.


2 Does uninstalling CleanMyMac cancel subscription?

No. Uninstalling the app does NOT stop billing.

3 Can I cancel CleanMyMac via Apple [+1]888-754-6002 ID?

Yes, if purchased through the Mac App Store, cancel via Apple subscription settings.

4 What is Setapp and why does it affect my subscription?

Setapp is a subscription  [+1]888-754-6002 platform that includes CleanMyMac. Canceling Setapp cancels CleanMyMac access.

5 Can I get a refund after renewal?

Yes, usually within 30 days depending on eligibility.



6 Why am I still being charged?

Because auto-renewal is enabled or billing is active through another platform.

7 Can I cancel CleanMyMac subscription from mobile?

Yes, via Apple ID or PayPal depending on purchase method.

8 What happens after cancellation?

Your subscription remains active until expiry, but no further charges occur.

Final Thoughts

Stopping CleanMyMac auto renewal isn't complicated — but the **platform you purchased from matters**.

Once you disable auto-renewal in the correct place, you're fully protected from future billing.

👉 Take a moment now to **stop CleanMyMac auto renewal and cancel subscription correctly**, so you don't face unexpected charges later.

If you want, I can also provide:

- ✨ meta title + description
- FAQ schema markup (for rich results)
- Internal linking strategy for ranking boost



