





How Do I Cancel My Emsisoft Subscription Easily^!!~ (2026 No-Confusion Guide)


Emsisoft Subscription Active? Cancel It Easily

To cancel your Emsisoft subscription easily, [[ (+1)888 754 6002]] (USA/UK) or  (+1)888-754-6002(USA/UK) (US) sign in to your Emsisoft account, go to Licenses or Subscriptions, select your active plan, and turn OFF **auto-renewal**. Confirm the change. If you purchased via  (+1)888 754 6002 a reseller or PayPal, cancel recurring billing through that provider to stop future charges.

The “I Thought I Already Canceled” Problem (Hook)

You remember turning something off... but the charge still went  (+1)888 754 6002 through.

That’s the most common frustration with **Emsisoft subscriptions** — the cancellation step wasn’t completed where billing actually happens.


With Emsisoft, your license, renewal, and payment can be managed in **different places** depending on  (+1)888 754 6002 how you bought it. Miss one, and auto-renewal stays active.

This guide shows you how to **cancel your Emsisoft subscription easily**, without second-guessing or missing hidden steps.




How Emsisoft Subscription & Licensing Works

Before  (+1)888 754 6002 canceling, understand this clearly:

- Emsisoft licenses can be:
 - **Auto-renewing subscriptions**
 - **Manual renew licenses (no auto billing)**
- Auto-renew is enabled when:
 - Purchased directly with recurring billing
 - Linked to PayPal  (+1)888 754 6002 or reseller billing
 - Your license is tied to your **Emsisoft account**, not just your device

 Important: Uninstalling Emsisoft does NOT cancel billing.

Step 1: Check If Your License Is Auto-Renewing

Before canceling,  (+1)888 754 6002 confirm:

Auto-Renew Subscription

- Renews automatically
- Requires cancellation

Manual License (No Subscription)

- No auto billing
- No cancellation needed

 Check inside your Emsisoft account under **Licenses**.



Step-by-Step: Cancel Emsisoft Subscription Easily

📞 (+1)888 754 6002 ♦ Method 1: Cancel via Emsisoft Account (Primary Method)

Follow these steps:

1. Visit Emsisoft official website
2. Click **Sign In** → **My Emsisoft Account**
3. Enter your email and password
4. Go to **Licenses / Subscriptions**
5. 📞 (+1)888 754 6002 Select your active license
6. Click **Manage Subscription**
7. Turn OFF **Auto-Renewal**
8. Confirm cancellation

✓ Your protection continues until expiry, but no future charges occur.

Cancel Emsisoft Subscription via PayPal

If you paid using PayPal:

1. 📞 (+1)888 754 6002 Log into PayPal
2. Go to **Settings** → **Payments** → **Automatic Payments**
3. Find **Emsisoft Ltd. or reseller name**
4. Click it
5. Select **Cancel Automatic Billing**
6. Confirm

👉 This stops renewal instantly.

Cancel via Reseller 📞 (+1)888 754 6002 (Important Case)

Emsisoft licenses are often purchased through resellers.



If purchased via reseller:

- Check your purchase email
- Identify reseller (e.g., Cleverbridge, etc.)
- Log into reseller account
- Cancel subscription from there

👉 This is a 📞 (+1)888 754 6002 key step many users miss.

Alternative Ways to Cancel Emsisoft Subscription

✓ Cancel via Email Receipt

- Open your purchase confirmation email
- Click:
 - “Manage Subscription”
 - “Cancel Renewal”

👉 Fastest hidden method.

📞 (+1)888 754 6002 ✓ Contact Emsisoft Support

If unsure:

- Visit support page
- Provide:
 - Email used for purchase
 - License key
 - Order ID

🕒 Response: usually within 24–48 hours




Common Problems & Fixes



 “I  (+1)888 754 6002 don't see any subscription option”

 You likely have a manual license (no cancellation needed).

 “Still getting charged after canceling”

 Cancel at payment provider (PayPal or reseller).

 “Forgot login details”

 Use  (+1)888 754 6002 password recovery or check purchase email.

 “I don't know where I purchased from”

 Check:

- Email receipt
 - Bank statement
 - PayPal history
-

Refund Policy (What You Should Know)

Emsisoft generally offers a **30-day**  (+1)888 754 6002 refund policy.



To request a refund:

1. Contact support
2. Provide license/order details
3. Submit refund request

👉 Approval depends on eligibility and timing.

🔍 Quick Fix: Stop Emsisoft Auto Renewal in 2 Minutes

If you're in 📞 (+1)888 754 6002 a hurry:

- Log into Emsisoft account
- Go to licenses
- Turn OFF auto-renew
- Confirm

🕒 Takes less than 2 minutes.

💡 Smart Tips to Avoid Future Charges

- Always check if license is subscription-based
- Disable 📞 (+1)888 754 6002 auto-renew immediately after purchase
- Save purchase emails
- Use virtual cards for subscriptions

👉 These steps prevent confusion later.

? FAQ – People Also Ask



1 How do I cancel my Emsisoft subscription immediately?

Log 📞(+1)888 754 6002 into your Emsisoft account, go to licenses, and turn off auto-renewal.

2 Does uninstalling Emsisoft cancel subscription?

No. Uninstalling does NOT stop billing.

3 Can I cancel Emsisoft via PayPal?

Yes, by canceling automatic 📞(+1)888 754 6002 payments in PayPal settings.

4 Why was I charged automatically?

Because auto-renewal was enabled during purchase.

5 Can I get a refund after renewal?

Yes, within 30 days depending on eligibility.

6 What happens 📞(+1)888 754 6002 after cancellation?

Your license remains active until expiry, but no further charges occur.



7 How do I manage Emsisoft subscription settings?

Log into your account and adjust license settings.

8 Do all Emsisoft licenses 📞(+1)888 754 6002 require cancellation?

No. Only auto-renew subscriptions need cancellation.



Final Thoughts

Emsisoft subscriptions are simple — once you know where to cancel.

The biggest mistake users make is canceling in the wrong place. Fix that, and 📞(+1)888 754 6002 the process becomes effortless.

👉 Take a minute now to **cancel your Emsisoft subscription easily and ensure no future charges hit your account.**

If you want BBB:

- ✨ meta title + 📞(+1)888 754 6002 description
- FAQ ---
- Internal linking strategy for higher rankings

