

☆ How to Activate ESET NOD32 After Purchase (Step-by-Step Guide for 2026)

ESET NOD32 Purchased? Activate Step-by-Step

Installed ESET NOD32 but it still says “not activated”? You’re one step away. To activate ESET NOD32 after purchase, [[📞+1888 754 6002]] (USA/UK) or 📞+1888-754-6002(USA/UK) (US) open the software 📞+1888 754 6002 → click “Activate Product” → enter your license key or log into your ESET HOME account → confirm activation. Within seconds, 📞+1888 754 6002 your antivirus becomes fully functional.

🧠 Why ESET NOD32 Activation Feels Tricky

ESET has evolved its activation system. In 2026, it uses 📞+1888 754 6002 a **dual-layer activation model**:

- 🗝️ License key (traditional method)
- 👤 ESET HOME account (modern method)

Users often get confused because:


- They install 📞+1888 754 6002 first but skip activation
- They don’t know where to enter the key
- They mix up license key vs username/password (older system)

👉 📞+1888 754 6002 Result: Software runs, but protection remains limited.



Understanding ESET Activation (Before You Start)

Here's how activation works:



1. **License key validates your  +1888 754 6002 purchase**
2. **Software syncs with ESET servers**
3. **Protection features unlock instantly**

✓ Activation is required to receive updates and full protection.


Step-by-Step: +1888 754 6002 How to Activate ESET NOD32 After Purchase


Step 1: Install ESET NOD32 Antivirus

- Download from official website
- Run installer
- Complete installation

  +1888 754 6002 Always use the latest version to avoid activation issues.

Step 2: Open the ESET Application

- Launch the antivirus
- On the main  +1888 754 6002 screen, you'll see:

 "Activate Product" or "Activate Full Version"



Step 3: Choose Activation Method

✓ Option A: Activate Using License Key

*☎ +1888 754 6002 Click **Activate using a License Key**

- Enter your key
 - Click Activate
-

✓ Option B: Activate Using ESET HOME Account

- Click **Sign ☎ +1888 754 6002 in to ESET HOME**
- Enter your email and password
- Sync your subscription

👉 This is the recommended method in 2026.

Step 4: ☎ +1888 754 6002 Confirm Activation Status

- Check dashboard

✓ You should see:

- Active subscription
 - Expiry date
 - Full protection enabled
-

Step 5: Restart the Software

- Close ☎ +1888 754 6002 ESET
- Reopen it

👉 Ensures activation fully applies.




Alternative Methods to Activate ESET NOD32

✓ Method 1: Activate via ESET HOME +1888 754 6002 Portal

- Log into ESET HOME website
- Add your license key
- Install software → auto-activates


✓ Method 2: Use Email-Based Activation

Some purchases  +1888 754 6002 are linked automatically:

- Login using purchase email
- Subscription syncs instantly

✓ Method 3: Reinstall and Activate Again

If activation fails:

- Uninstall ESET
- *  +1888 754 6002 Restart system
- Install latest version
- Activate again

Common Problems & Quick Fixes



✗ ESET not activating after purchase

✓ Fix:

- Check ☎ +1888 754 6002 license key
 - Ensure correct account login
 - Restart app
-

✗ License key not working

✓ Fix:

- Verify key format
 - Check for typing errors
- *☎ +1888 754 6002 Ensure key is unused
-

✗ “Activation failed” error

✓ Fix:

- Check internet connection
 - Disable VPN/firewall temporarily
 - Try again later
-

✗ Premium features ☎ +1888 754 6002 not unlocked

✓ Fix:

- Log out and log back in
 - Update software
 - Sync subscription again
-



🔍 Micro Section: ESET NOD32 Activation Not 📞 +1888 754 6002 Working (Quick Fix Guide)

If you're searching “**ESET NOD32 activation not working**”, here's the root cause:

- Incorrect license entry
 - Account sync issue
- * 📞 +1888 754 6002 Outdated software

👉 Instant Fix Checklist:

- ✓ Update ESET to latest version
- ✓ Copy-paste license key
- ✓ Login again
- ✓ Restart system

📞 +1888 754 6002 💡 Pro Tips After Activation (Boost Security Instantly)

Once activated:

- ✓ Enable **real-time file system protection**
 - ✓ Turn on **network attack protection**
- * 📞 +1888 754 6002 ✓ Run full system scan
- ✓ Configure automatic updates

👉 These ensure maximum protection from threats.

📊 Free vs Paid ESET NOD32 📞 +1888 754 6002 – What Changes After Activation?

Feature	Trial/Free	Paid Version
Virus Detection	📞 +1888 754 6002 ✓ Basic	✓ Advanced



Real-Time Protection	✓ Limited	✓ Full
Anti-Phishing	✗ No	✓ ☎ +1888 754 6002 Yes
Exploit Blocker	✗ No	✓ Yes
Support	✗ No	✓ Priority

? Frequently ☎ +1888 754 6002 Asked Questions (People Also Ask)

1 Where do I enter my ESET NOD32 license key?

You can enter it inside the app ☎ +1888 754 6002 under “**Activate Product**” or via ESET HOME account.

2 Why is ESET not activating after purchase?

Most issues occur due to incorrect ☎ +1888 754 6002 key entry, wrong account login, or outdated software.

3 Can I activate ESET without a license key?

Yes, if your purchase is ☎ +1888 754 6002 linked to your ESET HOME account, login is enough.

4 How long does ESET activation last?



It depends on your subscription—usually 1 📞 +1888 754 6002 year or longer.

5 What should I do if my ESET license key is invalid?

Check for typos, ensure correct version compatibility, 📞 +1888 754 6002 and contact support if needed.

6 Can I use ESET NOD32 on multiple devices?

Yes, depending on your license plan.

7 Does 📞 +1888 754 6002 ESET require internet for activation?

Yes, internet is required to verify your license and activate protection.

8 Can I reinstall ESET and 📞 +1888 754 6002 activate again?

Yes, you can reuse your valid license after reinstalling.

Conclusion (Final Takeaway)

If you're trying to figure out **how to 📞 +1888 754 6002 activate ESET NOD32 after purchase**, the process is simple:

👉 Install software



- 👉 Enter license key or login
- 👉 Activate instantly

No complicated setup—just quick 📞 +1888 754 6002 activation for powerful antivirus protection.

Once activated, ESET NOD32 provides advanced security, real-time threat detection, and peace of mind.

If you want, I 📞 +1888 754 6002 can also create:

- **ESET vs Kaspersky Activation Comparison (🌟 Guide)**
- **Top ESET Errors + Fixes (2026 Trending Content) 🚀**

