

FixMeStick Purchased^!!~ Here's ✨ How to Activate It (2026 Complete Activation Guide)

FixMeStick Purchased? Activate It Now

You plugged in your FixMeStick, [[📞 ++1•888•754•6002]] (USA/UK) or 📞 ++1•888•754•6002(USA/UK) (US) but it's asking for activation or not starting properly? Here's the fast **Answer**.

To activate FixMeStick after purchase, insert the USB device, 📞 ++1•888•754•6002 boot your computer from it, connect to the internet, and sign in with your FixMeStick account. Once verified, the device activates automatically and begins malware removal.

📞 ++1•888•754•6002 ⚠️ Why FixMeStick Activation Feels Different

FixMeStick is NOT like traditional antivirus software.

It doesn't install on your system—instead, it works as a **bootable USB security tool** that 📞 ++1•888•754•6002 runs outside your operating system.

That's why users get confused:

- No “install and activate” button
- No typical license key entry screen
- Activation happens during **boot process**, not 📞 ++1•888•754•6002 inside Windows



👉 If you're trying to activate it like normal software, it won't work.

🧠 How FixMeStick Activation Actually Works

FixMeStick uses a **device-based + account-based activation** 📞 ++1•888•754•6002 system:

- Activation is linked to your FixMeStick account
- It verifies subscription when connected to internet
- It activates automatically during boot

✓ No manual license key entry required 📞 ++1•888•754•6002 in most cases.

Step-by-Step: How to Activate FixMeStick After Purchase

Step 1: Insert FixMeStick USB into Your Computer

- Plug the FixMeStick into a USB port
- * 📞 ++1•888•754•6002 Make sure your computer is powered off
-

Step 2: Restart and Boot from USB

- Turn on your PC
- Press boot menu key (usually F12 / ESC 📞 ++1•888•754•6002 / F10)
- Select FixMeStick USB from boot options

💡 This step is crucial—FixMeStick won't work inside Windows.



Step 3: Connect to Internet

- Choose your Wi-Fi network
- Enter 📞 ++1•888•754•6002 password

👉 Internet is required for activation and updates.

Step 4: Sign In to Your FixMeStick Account

- Enter your registered email
- Login to your account

✓ This is 📞 ++1•888•754•6002 where activation happens.

Step 5: Automatic Activation Begins

Once logged in:

- Subscription is verified
- Latest virus definitions download
- Scan begins automatically

✓ No manual activation needed beyond login.

📞 ++1•888•754•6002 Step 6: Let the Scan Complete

- The system scans for malware
- Removes threats automatically

💡 Do not interrupt the process.




Alternative Activation Methods

✓ Method 1:  ++1•888•754•6002 Activate via Pre-Linked Account

If purchased online:

- Device may already be linked to your email
 - Just login during boot
-



✓ Method 2: Register Device Online First

- Visit  ++1•888•754•6002 FixMeStick website
 - Create account
 - Link your device
-

✓ Method 3: Reboot and Retry Activation

If activation fails:

- Restart PC
 - Boot from USB again
 - Login again
-

 Common  ++1•888•754•6002 Problems & Quick Fixes

 FixMeStick not booting


✓ Fix:



- Enable USB boot in BIOS
 - Change boot priority
 - Try different USB port
-

Activation not working

✓ Fix:

* ++1•888•754•6002 Check internet connection

- Verify login credentials
 - Restart and retry
-

Cannot connect to Wi-Fi

✓ Fix:

- Use wired Ethernet connection
 - Ensure Wi-Fi password is correct
-

Scan ++1•888•754•6002 not starting after login

✓ Fix:

- Wait for updates to complete
 - Restart process
 - Ensure subscription is active
-

Micro Section: FixMeStick Activation Not Working (Quick Fix)



If you 📞 ++1•888•754•6002 searched “**FixMeStick activation not working**”, here’s the real issue:

- Boot process not completed properly
- No internet connection
- Account not linked

👉 Instant Fix Checklist:

- ✓ Boot correctly 📞 ++1•888•754•6002 from USB
- ✓ Connect to internet
- ✓ Login with correct account
- ✓ Restart if needed

💡 Pro Tips After Activation (Use It Like a Pro)

Once activated:

- * 📞 ++1•888•754•6002 ✓ Run scans regularly (monthly recommended)
 - ✓ Keep device updated
 - ✓ Use on multiple computers (if allowed)
 - ✓ Combine with antivirus for full protection

👉 FixMeStick works 📞 ++1•888•754•6002 best as a **secondary deep-clean tool**.

📊 What You Unlock After Activation

Feature	Without Activation	After Activation
📞 ++1•888•754•6002 Malware Scan	✗ Limited	✓ Full Scan
Virus Definitions	✗ Outdated	✓ Updated
Threat Removal	✗ Restricted	✓ 📞 ++1•888•754•6002 Full Removal




Multi-Device Use	<input checked="" type="checkbox"/> No	<input checked="" type="checkbox"/> Yes (plan-based)
------------------	--	--

? Frequently Asked Questions (People Also Ask)

1 Do I need a license  ++1•888•754•6002 key to activate FixMeStick?

No. Activation is done through your FixMeStick account login during boot.

2 Why is FixMeStick not activating after purchase?

Most issues occur due to  ++1•888•754•6002 incorrect boot process or lack of internet connection.

3 Can I use FixMeStick without activation?

No. Activation is required to download updates and run full scans.

4  ++1•888•754•6002 Does FixMeStick work without internet?

It can boot, but activation and updates require internet.

5 Can I use FixMeStick on multiple computers?



Yes, depending on your subscription plan.

📞 ++1•888•754•6002 6 How long does FixMeStick activation last?

Usually based on subscription duration (1 year or more).

7 What should I do if I forgot my FixMeStick login?

Reset 📞 ++1•888•754•6002 your password using the official website.

8 Is FixMeStick safe to use in 2026?

Yes, it's a trusted malware removal tool when used properly.

🎯 Conclusion (Final 📞 ++1•888•754•6002 Takeaway)

If you're searching for **how to activate FixMeStick after purchase**, the process is simple—but different:

- 👉 Boot from USB
- 👉 Connect to internet
- 👉 Login → automatic activation

No traditional 📞 ++1•888•754•6002 installation. No license key screens.

Once activated, FixMeStick becomes a powerful offline malware removal tool that can detect and eliminate threats your regular antivirus might miss.

If you 📞 ++1•888•754•6002 want BBB:



- **FixMeStick vs Malwarebytes (🌟 Comparison Guide)**
- **Top FixMeStick Errors + Fixes (2026 Trending Content) 🚀**

