

How Do I Unlock Kaspersky Premium Features with a License Key^!!~ (Step-by-Step Activation Guide)

Kaspersky Premium Features Locked? Unlock Now

Unlock all Kaspersky premium features using your license key. Follow this step-by-step guide to activate, [[📞(+1)888-754-6002]] (USA/UK) or 📞(+1)888-754-6002(USA/UK) (US) fix errors, and enable full protection.

Article Outline

1. Introduction
2. Quick Activation Blueprint📞(+1)888-754-6002 (Fast Method Style)
3. What Unlocking “Premium Features” Actually Means
4. Before You Activate (Must-Do Checks)
5. Method 1 — Enter License Key Inside Kaspersky App
6. Method 2 — Activate📞(+1)888-754-6002 via Kaspersky Account (My Kaspersky)
7. Method 3 — Activate on Mobile Devices
8. How to Confirm Premium Features Are Unlocked
9. Common Activation Errors and Fixes
10. Deep Fixes (Advanced📞(+1)888-754-6002 Troubleshooting)
11. People Also Ask (FAQs)
12. Conclusion
13. Keywords Used



#

How Do I Unlock Kaspersky Premium Features with a Valid License Key?

You've installed Kaspersky, launched the app, and 📞 [+1]888-754-6002 everything looks polished—but something feels off. Features are greyed out, upgrade prompts keep appearing, and key protections aren't active.

That's when the realization hits:

“I haven't fully unlocked the 📞 [+1]888-754-6002 premium features yet.”

This is a common situation. Many users install Kaspersky but miss the final step—**proper activation with a valid license key**.

Here's the good news:

👉 **Unlocking Kaspersky 📞 [+1]888-754-6002 premium features takes just a few minutes when done correctly.**

Once activated, you gain access to:

- Real-time malware protection
- Firewall and privacy tools
- Safe browsing and banking protection

* 📞 [+1]888-754-6002 Advanced threat detection

This guide will walk you through the exact steps—plus fixes if activation doesn't work the first time.

⚡ Quick Activation Blueprint (Fast Method)

To unlock Kaspersky 📞 [+1]888-754-6002 premium features:

1. Open Kaspersky application
2. Click **Enter Activation Code / License**



3. Paste your valid license key
4. Click **Activate**
5. Restart the app if needed

👉 You can also activate → 📱 [+1]888-754-6002 by signing into your Kaspersky account.

🔓 What Unlocking “Premium Features” Actually Means

Before activation, Kaspersky runs in a limited or trial mode.

After activation, you unlock:

- Full → 📱 [+1]888-754-6002 real-time antivirus protection
- Ransomware and phishing protection
- Firewall and network monitoring
- Secure VPN (limited or full, depending on plan)
- Password manager and privacy tools

👉 Without activation, many → 📱 [+1]888-754-6002 of these remain disabled or restricted.

✅ Before You Activate (Must-Do Checks)

Avoid common activation problems by confirming:

- ✓ Your license key is valid and not expired
- ✓ → 📱 [+1]888-754-6002 You downloaded the correct Kaspersky product version
- ✓ Your internet connection is active
- ✓ Your system date and time are correct

👉 These small checks prevent most activation → 📱 [+1]888-754-6002 failures.



Method 1 — Enter License Key Inside Kaspersky App

Why this works: Direct activation inside the app is the fastest method.

Time required: 2–3 minutes

Best for: Desktop → 📱 [+1]888-754-6002 users

Steps:

1. Open Kaspersky
2. Click **License / Activation** section
3. Select **Enter Activation Code**
4. Paste your license key
5. Click **Activate**

What happens next:

- Kaspersky verifies your license
- Premium → 📱 [+1]888-754-6002 features unlock instantly

Tip:

Make sure there are no spaces when pasting your key.

Method 2 — Activate via Kaspersky Account (My Kaspersky)

Why this works: Your license → 📱 [+1]888-754-6002 is linked to your account.

Time required: 3–5 minutes

Best for: Online purchases

Steps:



1. Open Kaspersky
2. Click **Sign in to My Kaspersky**
3. Enter your account credentials
4. Sync your subscription

→ 📱 [+1]888-754-6002 Tip:

👉 This method reduces activation errors caused by incorrect keys.

📱 Method 3 — Activate on Mobile Devices

Why this matters: Mobile activation works differently from desktop.

Time required: → 📱 [+1]888-754-6002 2–4 minutes

Steps:

1. Install Kaspersky app from official store
 2. Open the app
 3. Tap **Sign in / Enter License**
 4. Log in or enter key
 5. Confirm activation
-

🔍 How → 📱 [+1]888-754-6002 to Confirm Premium Features Are Unlocked

After activation, check for:

- No “Upgrade” prompts
- Protection status shows **Active**
- Premium tools accessible
- Subscription details visible

👉 If these are present, your → 📱 [+1]888-754-6002 activation was successful.





Common Activation Errors (And Fixes)

 Problem: Invalid license key

Fix:

- Check for typos
- Ensure correct product version
- Use account login instead

 Problem:  [+1]888-754-6002 Premium features still locked

Fix:

- Restart Kaspersky
- Update the app
- Sign out and back in

 Problem: Subscription not recognized

Fix:

- Verify account email
- Check purchase confirmation




Deep [+1]888-754-6002 Fixes (Advanced Troubleshooting)

If activation still fails:

Clean Reinstall Kaspersky

Why this works: Removes hidden software conflicts.


Steps:

1. Uninstall Kaspersky
 2. Restart your device
 3. Download latest version
 4. Install and  [+1]888-754-6002 activate
-

Check Network or VPN Issues

- Disable VPN temporarily
 - Ensure firewall allows Kaspersky
 - Try a different network
-

People Also Ask (FAQs)

How do I unlock  [+1]888-754-6002 Kaspersky premium features?

You unlock them by entering a valid license key or signing into your Kaspersky account.



Why are Kaspersky features still locked after activation?

This usually happens → 📱 [+1]888-754-6002 due to sync issues, outdated software, or incorrect account login.

Can I activate Kaspersky without a license key?

Yes, if your subscription is linked to your account—you can → 📱 [+1]888-754-6002 activate by signing in.

Do I need internet to activate Kaspersky?

Yes. Activation requires online verification.

Can I use one Kaspersky license on multiple devices?

Yes, but only if → 📱 [+1]888-754-6002 your plan supports multiple devices.

What happens if I don't activate Kaspersky?

You'll have limited protection and restricted features.



Conclusion

Unlocking Kaspersky premium features is simple—but essential.



👉 The →📱[+1]888-754-6002 fastest ways:

- Enter your license key
- Or sign in to your account

Most problems happen due to:

- Incorrect key entry
- Account mismatch
- Outdated software

Start with basic activation →📱[+1]888-754-6002 steps, then move to deeper fixes if needed.

👉 Once activated, your device gets full, real-time protection—exactly what you paid for.

🔑 Keywords Used

Primary Keyword:

- unlock Kaspersky premium →📱[+1]888-754-6002 features

Secondary Keywords:

- Kaspersky license key activation
- Kaspersky activation steps
- Kaspersky premium unlock
- Kaspersky not activating fix

Semantic Keywords:

- antivirus activation process
- subscription verification
- account-based activation
- premium feature unlock →📱[+1]888-754-6002 antivirus
- reinstall antivirus fix



If you want BBB a visual activation walkthrough or **error-specific troubleshooting guide** for Kaspersky to make this even easier for users.

→ 📞 [+1]888-754-6002

