

☆ How to Activate Kaspersky After Purchase (Step-by-Step Guide for 2026)

Kaspersky Purchased? Activate Step-by-Step

Installed Kaspersky but still not seeing full protection? This usually means activation isn't complete.

To activate Kaspersky after purchase, [[+📱(+1)888-754-6002]] (USA/UK) or →📱(+1)888-754-6002(USA/UK) (US) open the app → sign→📱(+1)888-754-6002 in to your My Kaspersky account or enter your activation code → confirm subscription → restart the app. Once synced, all premium features→📱(+1)888-754-6002 unlock instantly.

🧠 The Real Reason Kaspersky Activation Confuses Users

Kaspersky no longer relies on just one activation method. In 2026, it uses a →📱(+1)888-754-6002 **dual system**:

- 🗝️ Activation code (traditional method)
- 👤 Account-based activation (modern method)

Most users get stuck because:

- They install first but don't log in
- * →📱(+1)888-754-6002 They enter the code in the wrong place
- They expect automatic activation



👉 Result: The app works—but only in **limited mode**.

🔍 Quick Overview: → 📱 [+1]888-754-6002 How Kaspersky Activation Works

Activation happens in **two simple layers**:

1. **Link your purchase** (via code or account)
2. **Sync inside the app**

✓ Once both are → 📱 [+1]888-754-6002 complete → your device is fully protected.

Step-by-Step: How to Activate Kaspersky After Purchase

Step 1: Install Kaspersky on Your Device

- Download → 📱 [+1]888-754-6002 from official website
- Run installer
- Complete setup

💡 Always install the latest version to avoid activation errors.

Step 2: Open the Kaspersky Application


- Launch → 📱 [+1]888-754-6002 the software
- Go to main dashboard

Look for:

👉 “Enter Activation Code” or “Sign In”




Step 3: Choose Your Activation Method

✓ Option A: Activate  [+1]888-754-6002 Using Activation Code

- Click **Enter Activation Code**
- Paste your code
- Click Activate


✓ Option B: Activate Using My Kaspersky Account

- Click **Sign In**
- *  [+1]888-754-6002 Enter your email and password
- Sync subscription

 This is the most recommended method in 2026.

Step 4: Confirm Activation Status

- Check subscription section


✓  [+1]888-754-6002 You should see:

- Active subscription
 - Expiry date
 - Full protection enabled
-

Step 5: Restart the Application

- Close the app
- Reopen it



👉 Ensures activation is  [+1]888-754-6002 fully applied.

Alternative Ways to Activate Kaspersky

✓ Method 1: Activate Before Installation (Via Account)

- Login to My Kaspersky online
- Add subscription

*  [+1]888-754-6002 Install app → auto-activates

✓ Method 2: Redeem Code Online First

- Go to My Kaspersky portal
 - Enter activation code
 - Install and login
-

✓ [+1]888-754-6002 Method 3: Reinstall and Re-Activate

If activation fails:

- Uninstall Kaspersky
 - Restart system
 - Install latest version
 - Activate again
-

Common Problems & Quick Fixes




✗ [+1]888-754-6002 Kaspersky not activating after purchase

✓ Fix:

- Ensure correct account login
 - Check subscription status
 - Restart app
-


✗ Activation code not working

✓ Fix:

- Check for  [+1]888-754-6002 typos
 - Ensure code is unused
 - Verify region compatibility
-

✗ Premium features not showing

✓ Fix:

- Log out and log back in
 - Update software
 - Sync  [+1]888-754-6002 subscription again
-

✗ “Invalid activation code” error

✓ Fix:



- Use copy-paste method
 - Confirm correct product version
 - Contact support if needed
-



Micro Section: Kaspersky [+1]888-754-6002 Activation Not Working (Instant Fix)


If you're searching “**Kaspersky activation not working**”, here's what's usually wrong:

- Account not synced
- Code entered incorrectly
- Software outdated



  [+1]888-754-6002 Quick Fix Checklist:

- Update Kaspersky
 - Re-enter activation code
 - Login again
 - Restart system
-


Pro Tips After Activation (Maximize Security)

Once  [+1]888-754-6002 activated:

- Enable **real-time protection**
- Turn on **automatic updates**
- Run full system scan immediately
- Configure firewall settings

 These steps ensure  [+1]888-754-6002 complete security from day one.

Free vs Paid Kaspersky – What Changes After Activation?

Feature	Free Version	Paid Version
 [+1]888-754-6002	-----	-----



Virus Protection	✓ Basic	✓ Advanced
Real-Time Protection	✓ Limited	✓ Full → 📞 [+1]888-754-6002
Ransomware Protection	✗ No	✓ Yes
VPN Access	✗ Limited	✓ Extended
Customer Support	✗ → 📞 [+1]888-754-6002 No	✓ Priority

? Frequently Asked Questions (People Also Ask)

1 Where do I enter my Kaspersky activation code?

You can enter → 📞 [+1]888-754-6002 it directly inside the app under “**Enter Activation Code**” or via your My Kaspersky account.

2 Why is Kaspersky not activating after purchase?

This → 📞 [+1]888-754-6002 usually happens due to incorrect login, invalid code, or outdated software.

3 Can I activate Kaspersky without a code?

Yes, if your purchase is → 📞 [+1]888-754-6002 linked to your account, simply logging in will activate it.



4 How long does Kaspersky activation last?

It depends on your subscription plan—typically 1 📱 [+1]888-754-6002 year or longer.

5 What should I do if my activation code is invalid?

Double-check for errors and ensure the code matches your product 📱 [+1]888-754-6002 version.

6 Can I use Kaspersky on multiple devices?

Yes, depending on your subscription plan.

7 Does Kaspersky require internet for activation?

Yes, internet is 📱 [+1]888-754-6002 needed to verify and sync your subscription.

8 Can I reinstall Kaspersky and activate again?

Yes, you can reuse your valid license after reinstalling.

📱 [+1]888-754-6002 🎯 Conclusion (Clear & Actionable Summary)

If you're trying to figure out **how to activate Kaspersky after purchase**, here's the simplest breakdown:

👉 Install the 📱 [+1]888-754-6002 software



- 👉 Enter activation code or login
- 👉 Sync and activate

That's it—no complicated process.

Once activated, Kaspersky delivers powerful real-time protection, advanced threat detection, and peace- 📞 [+1]888-754-6002 of mind for your digital life.

If you want BBB:

- **Kaspersky vs Bitdefender Activation Comparison (🌟 Guide)**
- **Top Kaspersky Errors + 📞 [+1]888-754-6002 Fixes (2026 Trending Content) 🚀**

