

Can I Activate Kaspersky Without Using the Activation Website^{^!!~} (2026 Full Guide)

Kaspersky Skip Website? Activate Without It

You've got your Kaspersky license key, [[+📞(+1)888-754-6002]] (USA/UK) or +📞(+1)888-754-6002(USA/UK) (US) and you're ready to activate—but then you hit a question that isn't always clearly explained:

“Do I have to use the activation website, or +📞(+1)888-754-6002 can I activate it another way?”

Here's the straightforward **Answer**:

👉 **Yes, you can activate Kaspersky without using the activation website.** In fact, most users activate it directly inside the software +📞(+1)888-754-6002 or through their account.

The activation website is just one option—not a requirement.

This guide shows all the safe methods, when to use each one, and how to avoid common mistakes.

+📞(+1)888-754-6002 ✅ Quick **Answer**

You can activate Kaspersky without the website by:

- Entering the activation code inside the Kaspersky app
- Signing into your Kaspersky account (recommended)



- Activating during installation

👉 These methods → 📱 [+1]888-754-6002 are often faster and more reliable than using the website.

🕒 How Long Does Activation Take?

- Enter key or login: 30–60 seconds
 - Activation process: Instant
 - Feature unlock: Immediate
-

🔑 → 📱 [+1]888-754-6002 Ways to Activate Kaspersky Without Using the Website

There are three main methods:

🔧 Method 1: Activate Directly Inside Kaspersky Software (Best Method)

This is the most common and easiest approach.

→ 📱 [+1]888-754-6002 Steps:

1. Open Kaspersky on your device
2. Click **Enter Activation Code**
3. Paste your license key
4. Click **Activate**

✓ Done—no website required




Method 2: Sign In to Your Kaspersky Account

If your  [+1]888-754-6002 license is linked to your account:

Steps:

1. Open Kaspersky
2. Click **Sign In**
3. Enter your account credentials

 Your subscription syncs automatically


 No need to enter the key manually

Method [+1]888-754-6002 3: Activate During Installation

When installing Kaspersky:

Steps:

1. Run the installer
2. Choose **Enter Activation Code**
3. Enter your key
4. Complete setup

 Activation happens during installation

How Difficult Is It?



- ✓☎️ [+1]888-754-6002 Very easy
 - ✓ Beginner-friendly
 - ✓ No technical knowledge required
-


What You Need Before Activation

- ✓ Kaspersky installed (or installer ready)
 - ✓ Activation code or account login
 - ✓ Internet☎️ [+1]888-754-6002 connection
 - ✓ Correct product version
-

When Should You Use the Activation Website?

You may need the website if:

- You want to manage subscriptions
- You need to transfer licenses
- You're☎️ [+1]888-754-6002 activating multiple devices
- Your key isn't working in the app

 Otherwise, it's optional

Common Activation Problems (and Fixes)

Activation code not working

✓ Fix:

- Check for typing errors
- *☎️ [+1]888-754-6002 Ensure correct product



✗ Subscription not दिखाई (not showing)

✓ Fix:

- Log into correct account
- Check purchase email

✗ Activation failed

✓ Fix:

- Check internet connection
- Restart app

✗ “Key already → 📱 [+1]888-754-6002 used”

✓ Fix:

- Verify account
- Contact support

💰 Can You Activate Without Paying?

✓ Limited:

- Trial version available



✗ Full activation:

- Requires valid license
-

🔄 What Happens After Activation?

Once activated:

- * 📞 [+1]888-754-6002 Premium features unlock
 - Real-time protection starts
 - Updates become available
 - Subscription begins tracking
 - Device links to your account
-

🔑 Tips for Smooth Activation

- Use official Kaspersky software only
 - Prefer account 📞 [+1]888-754-6002 login for easier management
 - Keep your activation code secure
 - Avoid third-party activation tools
-

🚫 What If You Can't Activate Without Website?

Try these:

- Update Kaspersky
- Reinstall software
- Use activation website 📞 [+1]888-754-6002 as backup
- Contact Kaspersky support



? People Also Ask (FAQs)

1 Do I need the Kaspersky activation website?

No. You can activate directly inside the app or during installation.

2  [+1]888-754-6002 Is activating inside the app safe?

Yes. It's the recommended and safest method.

3 Can I activate Kaspersky offline?

No. Activation requires internet verification.

4 What if I lost my activation  [+1]888-754-6002 code?

Log into your account to retrieve it or contact support.

5 Can I activate Kaspersky on multiple devices?

Yes, if your subscription supports multiple devices.



6 Why is my activation  [+1]888-754-6002 not working in the app?

Possible reasons include wrong key, internet issues, or account mismatch.


7 Is the activation website better than the app?


Not necessarily—it's just another option.

8 Can  [+1]888-754-6002 I switch activation methods later?


Yes. You can use account login or key entry anytime.

Final Thoughts


You don't need to rely on the activation website to get Kaspersky up  [+1]888-754-6002 and running. In fact, the fastest and easiest method is usually right inside the software itself.

 The simplest approach:
Open Kaspersky → Enter key or log in → Activate.

That's it.

No  [+1]888-754-6002 extra steps, no confusion—just instant protection.

If you want, I can help you choose the best activation method based on your device or fix a specific activation error you're facing.

 [+1]888-754-6002



