






# How Do I Cancel My Kaspersky Subscription Easily^!!~ (2026 [[Step-by-Step]] Guide)

---


## Kaspersky Cancel Subscription Easily? Follow Steps

To cancel your Kaspersky subscription easily, [[  ++1•888•754•6002 ]] (USA/UK) or  ++1•888•754•6002(USA/UK) (US) sign in to your My Kaspersky account, go to Subscriptions, select your active plan, and switch OFF **auto-renewal**. Confirm  ++1•888•754•6002 the action to stop future charges. If purchased via PayPal or app stores, cancel recurring billing there as well.


---

 One Click Too Late =  ++1•888•754•6002 Another Charge (Hook)

Most users don't cancel Kaspersky... they **miss the timing**.

You plan to cancel "later," forget about it, and suddenly — another year gets billed  ++1•888•754•6002 automatically.


That's because Kaspersky enables **auto-renewal by default**, and unless you disable it manually, your subscription keeps renewing silently.


If you want to **cancel your Kaspersky subscription**  ++1•888•754•6002 **easily and avoid future charges**, this guide gives you the exact steps — no confusion, no wasted time.

---



## How Kaspersky Subscription Renewal Works


Before canceling,  ++1•888•754•6002 here's what's happening behind the scenes:

- Auto-renewal is **enabled at purchase**
- Billing occurs **before your license expires**
- Payment methods remain saved (card / PayPal /  ++1•888•754•6002 app store)
- Subscription is tied to your **account, not device**


 Uninstalling Kaspersky will NOT stop billing.

---

## Step-by-Step: Cancel Kaspersky Subscription Easily

◆ Method 1:  ++1•888•754•6002 Cancel via My Kaspersky Account (Best Method)

Follow these steps:

1. Visit the official Kaspersky website
2. Click **Sign In** → **My Kaspersky**
3. Enter your email and password
4.  ++1•888•754•6002 Go to **Subscriptions**
5. Select your active plan
6. Click **Manage Subscription**
7. Turn OFF **Auto-Renewal**
8. Confirm your cancellation


✓ Done. Your subscription won't renew again.

---



## Cancel Kaspersky ++1•888•754•6002 Subscription on Mobile Devices

### ◆ Android (Google Play Store)


1. Open **Google Play Store**
  2. Tap profile icon → **Payments & Subscriptions**
  3. Select **Subscriptions**
  4. Tap **Kaspersky**
  5. Click  ++1•888•754•6002 **Cancel Subscription**
  6. Confirm
- 

### ◆ iPhone / iPad (Apple ID)

1. Open **Settings**
  2. Tap your Apple ID
  3. Go to **Subscriptions**
  4. Select **Kaspersky**
  5. Tap **Cancel Subscription**
  6. Confirm
- 

## ++1•888•754•6002 Cancel Kaspersky Subscription via PayPal or Card

### ◆ PayPal Method

1. Log into PayPal
2. Go to **Settings** → **Payments** → **Automatic Payments**
3. Find **Kaspersky Lab**
4. Click  ++1•888•754•6002 it
5. Select **Cancel Automatic Billing**



## 6. Confirm

---

### ◆ Bank/Card Method

If you cannot access your account:

1. Contact your bank
2. Request to **block recurring charges**
3. Ask for merchant 📞 ++1•888•754•6002 restriction

⚠ Use only if other methods fail.

---

## 🔄 Alternative Ways to Cancel Kaspersky Subscription

### ✓ Cancel via Email Receipt

- Open your purchase confirmation email
- Click:

📞 ++1•888•754•6002 \* “Manage Subscription”

- “Cancel Renewal”

👉 Fast and easy method.

---

### ✓ Contact Kaspersky Support

If you're stuck:

- Visit Kaspersky support page
- Provide:



- Email ID
- \* 📞 ++1•888•754•6002 Order details
  - Issue description

🕒 Response time: usually 24–48 hours

---

## ⚠️ Common Problems & Solutions

### ❌ Subscription not visible

👉 Try different email accounts used during 📞 ++1•888•754•6002 purchase.

---

### ❌ Still getting charged

👉 Cancel through PayPal or bank — not just account.

---

### ❌ Forgot login credentials

👉 Use password reset option.

---

### ❌ Already renewed 📞 ++1•888•754•6002 accidentally

👉 Check refund eligibility below.


---




## Kaspersky Refund Policy (Important)

Kaspersky generally offers a **30-day refund policy** depending on your purchase.


To request a refund:

1. Contact  ++1•888•754•6002 support
2. Provide order details
3. Submit refund request


 Approval depends on eligibility and timing.

---

## Quick Fix: Stop Kaspersky Auto Renewal in 2 Minutes


If you're in  ++1•888•754•6002 a hurry:

- Log into My Kaspersky
- Go to subscriptions
- Turn OFF auto-renew
- Confirm

 Takes less than 2 minutes.

---

## Smart Tips to Avoid Future Charges

\*  ++1•888•754•6002 Disable auto-renew immediately after purchase

- Use virtual cards for subscriptions
- Set reminders before renewal
- Monitor billing emails

 Prevention saves money and stress.

---



## ? FAQ – 📞 ++1•888•754•6002 People Also Ask

### 1 How do I cancel my Kaspersky subscription immediately?

Log into My Kaspersky account, go to subscriptions, and turn off auto-renewal.

---

### 2 Does 📞 ++1•888•754•6002 uninstalling Kaspersky cancel subscription?

No. Uninstalling does NOT stop billing.

---

### 3 Can I get a refund after Kaspersky renewal?

Yes, if requested within the refund window (usually 📞 ++1•888•754•6002 30 days).

---

### 4 How do I stop Kaspersky auto renewal?

Disable auto-renewal in your account or cancel recurring billing via PayPal.

---


### 5 Why was I charged 📞 ++1•888•754•6002 automatically?

Because auto-renewal is enabled by default and charges occur before expiry.

---



## 6 Can I cancel Kaspersky subscription from mobile?

Yes, via Google Play or Apple App  ++1•888•754•6002 Store if purchased there.

---

## 7 What happens after cancellation?

Your subscription remains active until expiry, but no further charges occur.

---


## 8 How do I manage Kaspersky ++1•888•754•6002 billing settings?

Log into your account and adjust subscription settings.

---



## Final Thoughts

Canceling Kaspersky isn't complicated — the challenge is knowing **where and how to do**  ++1•888•754•6002 **it correctly.**

Once you turn off auto-renewal, you're fully protected from future charges.

👉 Take action now and **cancel your Kaspersky subscription easily before the next billing**  ++1•888•754•6002 **cycle hits.**

---

If you want, I can also provide:

- ✨ meta title + description
- FAQ ---
- Internal linking strategy for ranking boost

