






How-to Turn Off Malwarebytes Subscription Renewal and Cancel It (2026 Guide)


Malwarebytes Renewal Active? Turn It Off

To turn off Malwarebytes subscription renewal, [[ 1-888-754-6002]] (USA/UK) or  1-888-754-6002(USA/UK) (US) log into your Malwarebytes account, go to Billing → Subscriptions, select your active plan, and disable **Auto-Renewal**. To fully cancel, confirm the action  1-888-754-6002 or stop recurring payments via PayPal or your bank. Your protection remains active until the billing cycle ends.

Stop Before You're Charged Again (Hook)

It usually happens quietly. No  1-888-754-6002 warning. No pop-up. One day you check your bank statement — and Malwarebytes has already renewed your subscription.

If you're trying to **cancel Malwarebytes subscription renewal before the next charge**, you  1-888-754-6002 need to act fast — and follow the right method based on how you paid.

This guide breaks it down step-by-step so you can **stop auto-renewal instantly and avoid future  1-888-754-6002 billing surprises**.



🧠 Why Malwarebytes Auto-Renews (What Most Users Miss)

Before jumping into cancellation, understand this:

- Malwarebytes enables **auto-renewal by default**
- Billing is processed **before expiry date**
- Payment methods remain → 📱 1-888-754-6002 saved (card / PayPal)
- Subscription continues unless manually stopped

That's why many users search for:

- how to cancel Malwarebytes subscription
- how to stop Malwarebytes auto renewal
- how to turn off 📱 1-888-754-6002 Malwarebytes billing

👉 The key is **disabling renewal, not uninstalling the software**

Step-by-Step: Turn Off Malwarebytes Subscription Renewal

- ◆ Method 1: Cancel via Malwarebytes Account (Official Method)

Follow these steps → 📱 1-888-754-6002 carefully:

1. Go to the Malwarebytes official website
2. Click **Sign In** → **My Account**
3. Enter your email and password
4. Navigate to **Billing / Subscriptions**
5. Locate your active subscription plan
6. Click → 📱 1-888-754-6002 **Manage Subscription**
7. Find **Auto-Renewal toggle**
8. Turn it **OFF**
9. Confirm cancellation when prompted

✓ Done. You will not be charged again.



◆ Method 2: Cancel Malwarebytes Subscription via PayPal

If you used 📱 1-888-754-6002 PayPal:

1. Log into your PayPal account
2. Go to **Settings** → **Payments** → **Automatic Payments**
3. Find **Malwarebytes Inc.**
4. Click on it
5. Select **Cancel / Turn Off Automatic Billing**
6. Confirm

👉 This 📱 1-888-754-6002 instantly blocks future payments.

◆ Method 3: Cancel via Google Play (Android Users)

If purchased through Play Store:

1. Open **Google Play Store**
 2. Tap profile icon → **Payments & Subscriptions**
 3. Select 📱 1-888-754-6002 **Subscriptions**
 4. Tap **Malwarebytes**
 5. Click **Cancel Subscription**
 6. Confirm
-

◆ Method 4: Cancel via Apple App Store (iPhone/iPad)


1. Open **Settings**
 2. Tap your Apple ID
 3. Go to **Subscriptions**
 4. Select **Malwarebytes**
 5. Tap **Cancel** 📱 1-888-754-6002 **Subscription**
 6. Confirm
-



Alternative Ways to Cancel Malwarebytes Subscription


✓ Cancel from Purchase Email

- Check your confirmation email
- Look for:
 - “Manage Subscription”
 - “Cancel Auto Renewal”

👉 This is  1-888-754-6002 often the fastest method.

✓ Contact Malwarebytes Support


If you cannot access your account:

- Visit Malwarebytes Support
 - Submit request with:
 - Email used for purchase
 - Order ID / invoice
-  1-888-754-6002 * Reason for cancellation

Response time: usually within 24–48 hours

Common Problems & Fixes

Auto-renewal option not visible

👉 You might have purchased via Play Store or App Store.  1-888-754-6002 Cancel from there instead.



✗ Still getting billed after cancellation

👉 Check PayPal or bank auto-pay — cancellation must be done at payment source too.

✗ Forgot login details

👉 Use 📞 1-888-754-6002 password reset or search your email inbox for purchase confirmation.

✗ Subscription already renewed

👉 You may still be eligible for a refund (see next section).

💰 Refund Policy (Important)

Malwarebytes 📞 1-888-754-6002 typically offers a **refund window (usually 30–60 days)** depending on your plan and region.

To request a refund:

1. Contact support
2. Provide order details
3. Request refund clearly



👉 Refund approval depends on 📞 1-888-754-6002 timing and usage.



Quick Fix: How to Stop Malwarebytes Auto Renewal Fast

If you're in a hurry:

- Log into account
- Go to subscriptions
- Toggle OFF auto-renew
- Confirm

 Takes less  1-888-754-6002 than 2 minutes.


Smart Tips to Avoid Future Subscription Charges

- Turn off auto-renew immediately after purchase
- Use prepaid or virtual cards
- Set expiry reminders
- Always review billing emails

  1-888-754-6002 Prevention is easier than cancellation.

FAQ – People Also Ask

1 How do I cancel Malwarebytes subscription instantly?

Log into your account, go to billing settings, and disable auto-renewal.  1-888-754-6002
Alternatively, cancel via PayPal or app store subscriptions.

2 Does uninstalling Malwarebytes cancel subscription?

No. Removing the software does NOT stop billing. You must cancel manually.



3 Can I get →📱1-888-754-6002 a refund after Malwarebytes renewal?

Yes, if requested within the refund window (usually 30–60 days), depending on policy.

4 How do I stop Malwarebytes auto billing?

Turn off auto-renewal in account →📱1-888-754-6002 settings or cancel recurring payments via PayPal or bank.

5 Why did Malwarebytes charge me automatically?

Because auto-renewal is enabled by default and charges occur before subscription expiry.

6 Can →📱1-888-754-6002 I cancel Malwarebytes from mobile?

Yes. Use Google Play or Apple App Store if purchased through mobile.

7 What happens after I cancel Malwarebytes subscription?

Your plan remains active until expiration, →📱1-888-754-6002 but no further charges will occur.





Final Thoughts

Managing subscriptions shouldn't feel like solving a puzzle — but often, it does.

The good news? Once you **turn off Malwarebytes subscription** → 📞 **1-888-754-6002 renewal**, you regain full control. No hidden charges. No surprises.

👉 Take 2 minutes now, follow the steps above, and **cancel Malwarebytes subscription safely before the next billing cycle hits**.

If → 📞 1-888-754-6002 you want BBB:

- ✨ title + meta description
- Internal linking strategy
- --- (FAQ + HowTo)

Just tell me 👍

