

How Do I Upgrade McAfee from Free-toPro *on* Desktop^!!~ (2026 Complete Upgrade Guide)

McAfee Free to Pro Upgrade Made Easy

You've been using McAfee's basic protection—or maybe just installed a trial—and now you're ready for full security. But the upgrade process can feel unclear:

Do you reinstall? Enter ☎+1888 754 6002 a key? Buy inside the app?

Here's the simple truth:

👉 **Upgrading McAfee from free to Pro is not about installing new software—it's about activating a paid subscription inside ☎+1888 754 6002 your existing setup.**

If done correctly, [[☎+1888 754 6002]] (USA/UK) or -☎+1888-754-6002(USA/UK) (US) you won't lose your settings, and everything unlocks instantly.

✔ Quick *Answer*

To upgrade McAfee from free to Pro on desktop:

1. Open McAfee ☎+1888 754 6002 on your computer
2. Click **Upgrade / Buy Now / My Account**
3. Purchase a plan or enter your activation code
4. Sign in to your McAfee account
5. Confirm activation



👉 ☎️ +1888 754 6002 Your app will instantly switch to the Pro version.

🕒 How Long Does It Take?

- Purchase or key entry: 1–2 minutes
 - Activation: Instant
 - Feature unlock: Immediate
-

🔒 ☎️ +1888 754 6002 What Changes When You Upgrade to McAfee Pro?

◆ Free / Basic Version

- Limited antivirus protection
 - Basic scanning
-

◆ McAfee Pro (Paid)

- Real-time threat protection
- Firewall and ☎️ +1888 754 6002 network security
- Ransomware protection
- Identity and privacy tools
- Multi-device support (depending on plan)

👉 The upgrade unlocks full protection instantly



Step-by-Step: Upgrade McAfee from Free to Pro


Follow  +1888 754 6002 this exact process:

◆ Step 1: Open McAfee Application

- Launch McAfee on your desktop
-

◆ Step 2: Click Upgrade Option


- Look for:
 - **Upgrade**
 - **Buy Now**

 +1888 754 6002 * **Subscribe**

◆ Step 3: Choose Your Plan

- Select:
 - Number of devices
 - Subscription duration
-

◆ Step 4: Complete Purchase (If Needed)

- Enter payment details
- Confirm  +1888 754 6002 purchase

 You'll receive confirmation via email




◆ Step 5: Enter Activation Code (If Already Purchased)

- Go to **My Account** → **Enter Activation Code**
- Paste your key
- Click  +1888 754 6002 **Activate**

◆ Step 6: Sign In to Your McAfee Account

- Use your registered email
- Sync your subscription

◆ Step 7: Verify Upgrade

- Check subscription status
- Ensure premium  +1888 754 6002 features are unlocked






✓ No reinstall required

 How Difficult Is It?

- ✓ Very easy
- ✓ Beginner-friendly
- ✓ No technical expertise needed



What You Need Before Upgrading

-  +1888 754 6002  McAfee installed on your PC
 -  Internet connection
 -  Payment method or activation key
 -  Account login details
-

Common Problems and Fixes

 Upgrade not  +1888 754 6002 reflecting

 Fix:

- Restart McAfee
 - Log out and log back in
-

 Payment done but features locked

 Fix:

- Check email for activation confirmation
 - Use correct account
-

 Activation  +1888 754 6002 code not working

 Fix:

- Recheck key
- Ensure correct product



✗ Subscription not दिखाई (not showing)

✓ Fix:

- Verify account email
 - Contact support if needed
-

💰 Can You Upgrade ☎ +1888 754 6002 Without Paying?

✓ Limited:

- Trial version may be available

✗ Full Pro version:

- Requires paid subscription
-


↻ What Happens After Upgrade?

Once upgraded:

- Premium features unlock instantly
 - Real-time ☎ +1888 754 6002 protection activates
 - Subscription starts
 - You can use McAfee across devices
 - Auto-renewal may be enabled
-




Tips for Smooth Upgrade

- Always upgrade through official McAfee app or website
 -  +1888 754 6002 Use the same email for purchase and login
 - Save your activation details
 - Avoid third-party license sellers
-


What If You Can't Upgrade?

Try these:

- Restart your PC
 - Update  +1888 754 6002 McAfee
 - Reinstall software
 - Contact McAfee support
-

People Also Ask (FAQs)

1 Do I need to uninstall McAfee free version before upgrading?

No. The upgrade happens within the  +1888 754 6002 same app.

2 Can I upgrade McAfee without an activation code?

Yes, if you purchase directly—you'll just log into your account.



3 Will I lose my settings after ☎+1888 754 6002 upgrading?

No. Your settings remain unchanged.

4 How do I confirm McAfee Pro is active?

Check subscription status inside the app.

5 Can I upgrade McAfee on multiple devices?

Yes, ☎+1888 754 6002 if your plan supports multiple devices.

6 Why are features still locked after upgrade?

You may be logged into the wrong account or activation didn't sync.

7 Is ☎+1888 754 6002 McAfee Pro worth upgrading?

Yes, for full protection including ransomware and identity security.

8 Can I downgrade back to free version?

Yes. If your subscription expires, it reverts to ☎+1888 754 6002 limited features.





Final Thoughts

Upgrading McAfee from free to Pro on desktop is quick and straightforward when you follow the correct steps. The biggest mistake users make 📞 +1888 754 6002 is thinking they need a separate installation—when in reality, it's just activation.

👉 The simple formula:

Open McAfee → Upgrade or enter key → Log in → Done.

Once upgraded, 📞 +1888 754 6002 your system gets full protection instantly—no hassle, no confusion.

If you want, I can help you choose the best McAfee plan or fix an upgrade issue based on 📞 +1888 754 6002 your screen.

