

How Do I Activate My McAfee Product License the Right Way^!!~ (2026 [[Step-by-Step]] Guide)

McAfee Activate License the Right Way

You've purchased McAfee, [[📞 ++1•888•754•6002]] (USA/UK) or 📞 ++1•888•754•6002(USA/UK) (US) you have your activation code—but activation can still feel confusing. Many users rush through setup and end up with errors like “invalid 📞 ++1•888•754•6002 key” or “*subscription not found.*”

Here's the key insight:

👉 **Activating McAfee the right way is not just about entering the code—it's about linking it correctly to 📞 ++1•888•754•6002 your account.**

This guide walks you through the exact process, common mistakes, and how to ensure your protection starts smoothly on the first try.

✅ Quick 📞 ++1•888•754•6002 **Answer**

To activate your McAfee product license correctly:

1. Go to the official McAfee activation page
2. Sign in or create your McAfee account
3. Enter your activation code
4. 📞 ++1•888•754•6002 Download and install the product
5. Log in on your device to complete activation



👉 Once linked, your subscription is tied to your account—not just the code.

📞 ++1•888•754•6002 🕒 How Long Does Activation Take?

Most users complete activation in **3–5 minutes**:

- Entering the code: 15–30 seconds
 - Account login/setup: 1–2 minutes
 - Installation & sync: 2–3 📞 ++1•888•754•6002 minutes
-

🧭 Step-by-Step: Activate Your McAfee License the Right Way

Follow this sequence carefully to avoid errors:

◆ Step 1: Go to McAfee Activation Page

- Open 📞 ++1•888•754•6002 your browser
- Visit the official McAfee activation page

👉 Avoid third-party links—only use official sources

◆ Step 2: Sign In or Create an Account

- Enter your 📞 ++1•888•754•6002 email and password
- New users must create an account

✓ This step is critical—your license is stored here



◆ Step 3: Enter Your Activation Code

- Paste 📞 ++1•888•754•6002 your 25-character code
 - Double-check for typos
 - Click **Submit / Activate**
-

◆ Step 4: Download McAfee Software

- After activation, click **Download**
 - Save the setup file
-

◆ 📞 ++1•888•754•6002 Step 5: Install and Sign In

- Run the installer
- Log into your McAfee account
- Activation completes automatically

✓ No need to re-enter the key again

📊 📞 ++1•888•754•6002 How Difficult Is It?

- ✓ Easy for beginners
 - ✓ No technical knowledge required
 - ✓ Low risk if steps are followed in order
-

⚠️ Common Mistakes 📞 ++1•888•754•6002 to Avoid

Many activation issues come from simple errors:



✗ Entering the key inside the app first

👉 Always activate online first, then install

✗ Using the 📞 ++1•888•754•6002 wrong account

👉 Your subscription will not appear if you log in with a different email

✗ Buying from unreliable sellers

👉 Some keys are reused or 📞 ++1•888•754•6002 invalid

✗ Typing errors in the code

👉 Watch for common mistakes like O vs 0

What You Need Before Activation

Prepare these before starting:

- ✓ 📞 ++1•888•754•6002 McAfee activation code
 - ✓ Valid email address
 - ✓ Internet connection
 - ✓ Device ready for installation
-



Can You Get a Refund If Activation Fails?


✓  ++1•888•754•6002 Yes, if:

- Purchased from official McAfee website
- Within refund window (often 30 days)

⚠ Depends, if:


- Bought from third-party seller

✗ No, if:

- Code was  ++1•888•754•6002 already used or shared
-

What Happens After Activation?

Once activated correctly:

- Your subscription begins immediately
 - Device protection is enabled
 - You can install on multiple devices  ++1•888•754•6002 (if plan allows)
 - License syncs across devices via your account
 - Auto-renewal may be enabled by default
-

Pro Tips for a Smooth Activation

- Always activate  ++1•888•754•6002 via **official McAfee website first**



- Use the **same account on all devices**
 - Save your activation email and receipt
 - Avoid public Wi-Fi during activation
 - Keep your 📞 ++1•888•754•6002 code private
-

🚫 What If Activation Doesn't Work?

Try these quick fixes:

1 Recheck the activation code

- Ensure correct format and characters
-

2 Log into your 📞 ++1•888•754•6002 account

- See if the subscription is already added
-

3 Restart installation

- Re-download from official source
-

4 Contact support

- Provide:
 - Activation code
 - Proof of 📞 ++1•888•754•6002 purchase



- Error message screenshot
-

? People Also Ask (FAQs)

1 Do I need to enter my McAfee product key every time?

No. Once activated, your 📞 ++1•888•754•6002 license is linked to your account. Just log in on new devices.

2 Can I activate McAfee without installing it first?

Yes. In fact, activating online 📞 ++1•888•754•6002 first is the recommended method.

3 Why is my McAfee activation code not working?

Possible reasons:

- Typing error
 - Already used key
 - Wrong product version
 - Invalid or 📞 ++1•888•754•6002 fake key
-

4 Can I use my McAfee license on multiple devices?

Yes, if your subscription supports multiple devices. Check your plan details.



5 What happens 📞 ++1•888•754•6002 if I enter the wrong email?

Your license will be linked to that email, making it harder to access later. Always use the correct account.

6 📞 ++1•888•754•6002 Is it safe to activate McAfee online?

Yes, as long as you use the official McAfee website.

7 Do I need to uninstall old antivirus before 📞 ++1•888•754•6002 activating McAfee?

Yes, it's recommended to avoid conflicts and ensure proper installation.

8 Can I transfer my McAfee license to another device?

Yes. Remove an old device 📞 ++1•888•754•6002 from your account and install McAfee on the new one.

Final Thoughts


Activating your McAfee product license the right way is simple—but order matters. The 📞 ++1•888•754•6002 biggest mistake users make is skipping the account step or activating in the wrong place.

👉 Remember this flow:



Activate online → download → install → sign  ++1•888•754•6002 in.

Follow it once, and you won't have to deal with activation issues again.

If you want, I can help you troubleshoot a specific McAfee activation error  ++1•888•754•6002 or check if your code is valid before you use it.

