

☆ How to Redeem and Activate Microsoft Defender After Purchase (2026 Complete Guide)

Microsoft Defender Purchased? Redeem & Activate Now

You don't "activate" Microsoft Defender with a product key. To unlock premium protection, [[📞 [+1]888-754-6002]] (USA/UK) or 📞 [+1]888-754-6002(USA/UK) (US) sign in with your Microsoft account, ensure your Microsoft 365 subscription (if applicable) is active, and open Windows 📞 [+1]888-754-6002 Security. Defender activates automatically once your account and subscription are verified.

🧭 The Big Misunderstanding About Microsoft Defender

Many users search for "how to redeem and activate Microsoft Defender," expecting a license 📞 [+1]888-754-6002 key process like other antivirus tools. But here's the truth:


👉 **Microsoft Defender is built into Windows and activates automatically.**

There is no traditional redemption step unless you're activating **Microsoft Defender for Individuals/Family** 📞 [+1]888-754-6002 via **Microsoft 365**.


So the real task is not activation—it's **ensuring your account and subscription are correctly linked**.



Key Takeaways


- Microsoft Defender comes **pre-installed on Windows**
 - No product key is required  [+1]888-754-6002 for basic protection
 - Premium features depend on **Microsoft 365 subscription**
 - Activation = **account sign-in + subscription sync**
 - Most issues come from **disabled settings or conflicting antivirus software**
-

What You Need [+1]888-754-6002 Before Activation

Requirement	Why It Matters
Microsoft account	Links your subscription
Active Microsoft 365 subscription (optional)	Enables premium features
Internet connection  [+1]888-754-6002	Syncs account and services
Windows PC (Windows 10/11)	Required for Defender

How Microsoft Defender Activation Actually Works

Microsoft Defender follows a **system-integrated activation model**:

1. Installed by default  [+1]888-754-6002 in Windows
2. Activates automatically when no third-party antivirus is present
3. Syncs with your Microsoft account
4. Unlocks extra features via Microsoft 365

 No manual redemption like traditional antivirus software.



📖 Step-by-Step: Activate 📞 [+1]888-754-6002 Microsoft Defender (Proper Way)

Step 1: Check if Defender is Installed

- Open **Windows Security**
- Go to **Virus & Threat Protection**

✓ If visible, Defender is already installed.

Step 2: Sign In to 📞 [+1]888-754-6002 Your Microsoft Account

- Go to **Settings** → **Accounts**
- Sign in with your Microsoft account

👉 This links your device to your subscription.

Step 3: Verify Microsoft 365 Subscription (If Applicable)

- Visit your 📞 [+1]888-754-6002 Microsoft account dashboard
- Check active subscriptions

✓ Required for advanced Defender features.

Step 4: Enable Real-Time Protection

- Open **Windows Security**
- Click **Virus & Threat Protection** → **Manage Settings**
- Turn ON **Real-time protection**



→ 📞 [+1]888-754-6002 Step 5: Remove Conflicting Antivirus (If Needed)

- If another antivirus is installed
- Defender may be disabled automatically

👉 Uninstall third-party antivirus to enable Defender fully.

Step 6: Confirm Activation

- Status should show → 📞 [+1]888-754-6002 **No threats found / Protected**
- Real-time protection enabled

✓ Defender is now active.

⚠️ Common Problems and Fixes

✖️ Microsoft Defender Not Turning On

Cause: Another antivirus installed

Fix:

- Uninstall third-party antivirus
 - Restart system
-

→ 📞 [+1]888-754-6002 ✖️ Defender Disabled by System

Cause: Group policy or settings issue

Fix:

- Check Windows updates
- Reset security settings



Premium Features Not Available

Cause: No Microsoft 365 subscription

Fix:

- Verify subscription
- Sign in with correct  [+1]888-754-6002 account

Real-Time Protection Keeps Turning Off


Cause: Malware or system conflict

Fix:

- Run offline scan
- Update Windows

How to Confirm Microsoft Defender is Active

Look for these indicators:

- “You’re protected” message in  [+1]888-754-6002 Windows Security
- Real-time protection is ON
- No warnings or alerts
- Security dashboard shows green status

Best Practices for Using Microsoft Defender

- Keep Windows updated



- Avoid installing multiple antivirus tools
 - Run ☎️ [+1]888-754-6002 periodic scans
 - Enable cloud-delivered protection
 - Use Microsoft account for full features
-

? Frequently Asked Questions (FAQs)

1 How to redeem and activate Microsoft Defender after purchase?

You don't need to redeem it. ☎️ [+1]888-754-6002 Sign in with your Microsoft account and ensure Defender is enabled in Windows Security.

2 Do I need a product key for Microsoft Defender?

No. Defender is built into Windows and does ☎️ [+1]888-754-6002 not require a key.

3 Why is Microsoft Defender not active on my PC?

It may be disabled due to another antivirus or system settings.

4 How do I enable Microsoft Defender ☎️ [+1]888-754-6002 manually?

Go to Windows Security and turn on real-time protection.



5 Does Microsoft Defender require a subscription?

Basic protection is free. Advanced features require Microsoft 365.



6 Can I reinstall Microsoft Defender?

No. It's  [+1]888-754-6002 part of Windows and cannot be installed separately.


7 How do I check if Microsoft Defender is working?

Open Windows Security and check protection status.

Fast Method Block (Optimized)

To activate Microsoft  [+1]888-754-6002 Defender after purchase, sign in with your Microsoft account, ensure your Microsoft 365 subscription is active (if applicable), and enable real-time protection in Windows Security. Defender activates automatically as part of  [+1]888-754-6002 Windows and does not require a product key.

People Also Ask (PAA)

1. Do I need to activate Microsoft Defender manually?
 2. Why is Microsoft Defender turned off on my PC?
 3. Can  [+1]888-754-6002 I use Microsoft Defender with another antivirus?
 4. How do I enable real-time protection in Defender?
 5. Does Microsoft Defender come with Windows 11?
-





Final Thoughts

Microsoft Defender doesn't follow the traditional activation → 📞 [+1]888-754-6002 model. There's no key, no redemption page—just built-in protection that works once your system and account are properly configured. Focus on enabling it, keeping your system updated, and ensuring no conflicting → 📞 [+1]888-754-6002 antivirus is installed, and you'll have reliable protection without extra steps.

