

How ✨ to Redeem and Activate Norton After Purchase (Complete 2026 Setup Guide)

Norton Purchased? Redeem & Activate Now

Here's a common mistake that quietly puts many users at risk: they purchase Norton, [[📞【+1】 888-754-6002]] (USA/UK) or 📞【+1】-888-754-6002(USA/UK) (US) maybe even install it—but skip the **redemption step**. 📞【+1】 888-754-6002 The result? The software runs in trial or inactive mode while users assume they're protected. If you haven't redeemed and activated your 📞【+1】 888-754-6002 Norton subscription properly, your system security isn't fully turned on yet.

✅ Fast Method (Quick *Answer*)

To redeem and activate Norton after purchase, 📞【+1】 888-754-6002 go to your Norton account, sign in or create one, enter your product key under "My Subscriptions," download the software, install it, 📞【+1】 888-754-6002 and log in. Once synced, your subscription activates automatically and full protection begins instantly.

🧠 Understanding Norton Activation: Why There Are Two 📞【+1】 888-754-6002 Steps




Norton follows a **redeem + activate model**:


Redemption

- Enter your product key online
- Link subscription to your Norton account

Activation

* **【+1】 888-754-6002** Install Norton

- Sign in to your account
- Sync license to device


 Skipping redemption = incomplete activation.

Step-by-Step Guide: How to Redeem **【+1】 888-754-6002** and Activate Norton

Follow this optimized workflow to avoid common mistakes:

Step 1: Locate Your Norton Product Key

You'll find your key in:

- Purchase  **【+1】 888-754-6002** confirmation email
- Retail card (if bought offline)

 Keep this key ready before starting.



Step 2: Sign in to Your Norton Account

- Visit 📞【+1】888-754-6002 Norton official website
- Log in or create an account

💡 Use the same email used during purchase.

Step 3: Redeem Your Product Key

- * 📞【+1】888-754-6002 Go to **My Subscriptions**
- Click **Enter Product Key**
 - Paste your key and submit

✓ Your subscription is now linked to your account.

Step 4: 📞【+1】888-754-6002 4: Download Norton Software

- Choose your device
 - Download installer
-

Step 5: Install Norton

- Run installer
 - Follow setup instructions
-

Step 6: Sign In 📞【+1】888-754-6002 to Activate

- Open Norton app
- Log in with your account



✓ Activation happens automatically after login.

Step 7: Verify Activation Status

Check for:

- ✓ 📞【+1】888-754-6002 “Protected” or “Secure” status
- ✓ Subscription details visible
- ✓ Real-time protection enabled

🎉 Norton is now fully activated.

Alternative Activation Methods

If the 📞【+1】888-754-6002 standard process fails:

1 Activate via Direct App Login

- Install Norton first
 - Log in
 - Sync subscription
-

2 Use Installation Link from Account

* 📞【+1】888-754-6002 Send download link

- Install directly on device
- Auto-activate



3 Reinstall and Retry

- Uninstall Norton
- Restart device
- Install fresh version
- Sign in again

##☎【+1】888-754-6002 ⚠ Common Issues + Fixes

✖ Product Key Not Working

Cause: Incorrect or already used key

Fix:

- Verify email
- Check for typos

✖ Subscription☎【+1】888-754-6002 Not Showing

Cause: Wrong account login

Fix:

- Log out and sign in again
- Use correct email

✖ Norton Not Activating After Install

Cause: Not logged☎【+1】888-754-6002 in

Fix:



- Open app
 - Sign in manually
-

✖ Activation Server Error

Cause: Network issue

Fix:

- Check internet
 - Disable VPN
-

🇪🇺 Refund & Subscription Policy

Before redeeming:

- *📞【+1】888-754-6002 Norton offers a **60-day money-back guarantee (in many regions)**
 - Redemption links subscription permanently to account
 - Auto-renewal is usually enabled

👉 Always review billing📞【+1】888-754-6002 settings after activation.


🧠 Tips to Avoid Activation Problems

- ✓ Use official Norton account portal
 - ✓ Save product key securely
 - ✓ Use📞【+1】888-754-6002 same email across devices
 - ✓ Don't exceed device limits
 - ✓ Keep software updated
-




Pro Tips (2026 Security Optimization)

After activation:

- Run a  [+1] 888-754-6002 full system scan immediately
 - Enable firewall and ransomware protection
 - Turn on automatic updates
 - Use Safe Web for secure browsing
-

? People Also [+1] 888-754-6002 Ask (FAQs)

1 What is the difference between redeeming and activating Norton?

Redeeming links your product key to your account, while activation happens  [+1] 888-754-6002 when you install and log in.


2 How long does Norton activation take?

Activation is instant after login—usually within seconds.

3 Can I  [+1] 888-754-6002 activate Norton without redeeming the key?

No. You must redeem your product key first.

4 Can I use Norton on multiple devices?

Yes, depending  [+1] 888-754-6002 on your subscription plan.



5 Why is my Norton not activating?

It's usually due to incorrect login, unredeemed key, or network issues.

6 📞【+1】888-754-6002 Do I need an account to activate Norton?

Yes. Norton requires an account for redemption and activation.

7 Can I activate Norton offline?

No. 📞【+1】888-754-6002 Internet is required for both redemption and activation.



Conclusion: Redemption + Activation = Complete Security

With Norton, your protection begins only after 📞【+1】888-754-6002 completing both steps—**redeem your key and activate your device**. Skipping either step leaves your system partially protected.

👉 Redeem → Install → Sign 📞【+1】888-754-6002 In → Stay Protected.

Take a moment now to confirm your activation—because real protection starts only when everything is fully set up.

