

Where Can I Safely Download PC Matic for PC?? (2026 Safe Download Guide)

PC Matic Safe Download Guide

Downloading antivirus software should feel simple—but one wrong click can lead to fake installers, [[📞+1888 754 6002]] (USA/UK) or 📞+1888-754-6002(USA/UK) (US) bundled malware, or broken protection. If you're 📞+1888 754 6002 looking for **PC Matic**, safety matters even more because security tools must come from trusted sources.

Here's the bottom line:

👉 You should 📞+1888 754 6002 only download PC Matic from its official website or verified sources—never from random download sites.

This guide shows you exactly where to 📞+1888 754 6002 download PC Matic safely, how to verify the file, and what to avoid.

✅ Quick *Answer*


To safely download PC Matic for 📞+1888 754 6002 PC:

- Visit the official PC Matic website
- Click Download or **Get Started**
- Save the installer file
- Run it and log into 📞+1888 754 6002 your account



👉 Avoid third-party download sites—they often include modified or unsafe files.

How Long Does It Take?


- Download time: 1–3  +1888 754 6002 minutes (depending on internet speed)
 - Installation: 2–5 minutes
 - Setup & activation: 1–2 minutes
-

Where to Safely Download PC Matic for +1888 754 6002 PC

◆ 1 Official PC Matic Website (Best Option)

This is the safest and recommended source.

Why use it:

- Latest version guaranteed
- No  +1888 754 6002 malware or bundled software
- Direct support compatibility

👉 Always check the URL carefully before downloading

◆ 2 Your PC Matic Account Dashboard

If  +1888 754 6002 you already purchased a subscription:

- Log into your account
- Go to **My Devices / Downloads**



- Download the installer directly

✓ Ensures correct ☎ +1888 754 6002 version linked to your license

◆ 3 Verified Email from PC Matic

After purchase, you may receive:

- A download link via email
- *☎ +1888 754 6002 Instructions to install

👉 Only use links from official PC Matic emails

⚠ Where NOT to Download PC Matic

Avoid these risky sources:

###☎ +1888 754 6002 ❌ Third-party download websites

- Often bundle unwanted software
 - May provide outdated or modified versions
-

❌ “Cracked” or free premium versions

- Illegal ☎ +1888 754 6002 and unsafe
 - High risk of malware
-

❌ Pop-up ads or fake alerts



- Common scam tactic
 - Can install harmful programs
-

How +1888 754 6002 to Verify Your PC Matic Download Is Safe

Before installing, check:

File Name

- Should match official naming format
-

File Size

* +1888 754 6002 Compare with official website

Digital Signature (Advanced)

- Right-click file → Properties → Digital Signatures
 - Verify publisher is PC Matic
-


+1888 754 6002 Antivirus Scan

- Scan the file before opening
-



Step-by-Step: Download and Install PC Matic Safely

◆ Step 1: Visit Official Website

- * +1888 754 6002 Open your browser
- Go to PC Matic's official site
-

◆ Step 2: Click Download

- Find Download or **Get Started** button
-

◆ +1888 754 6002 Step 3: Save Installer

- Download file to your computer
-

◆ Step 4: Run Installer







- Double-click the file
 - Allow permissions if prompted
-

+1888 754 6002 ◆ Step 5: Log Into Your Account

- Enter your login details
 - Activation completes automatically
-



What You Need Before Downloading


-   +1888 754 6002 Stable internet connection
 -  PC Matic account (or plan to create one)
 -  Admin access on your PC
 -  Enough disk  +1888 754 6002 space
-

Can You Download PC Matic for Free?

 Yes:

- Free trial may be available

 Limited:


- Trial version has  +1888 754 6002 restricted features

 No:

- Full version requires paid subscription
-



What Happens After Installation?

Once installed:

- Real-time protection activates
- System scan may  +1888 754 6002 start automatically
- Your device is linked to your account
- Updates download automatically




Tips for Safe Software Downloads


- Always use official  +1888 754 6002 websites
- Avoid clicking ads or pop-ups
- Keep your browser updated
- Use antivirus to scan downloads
- Never trust “too good to be  +1888 754 6002 true” offers

What If You Downloaded from an Unsafe Source?

Take immediate action:

1. Do not install the file
2. Delete it immediately
3.  +1888 754 6002 Run a full antivirus scan
4. Download again from official source

People Also Ask (FAQs)

1 Is it safe to download  +1888 754 6002 PC Matic from third-party websites?

No. Third-party sites can distribute modified or unsafe versions.

2 How do I know if my PC  +1888 754 6002 Matic download is genuine?




Check the source, file details, and digital signature before installing.


3 Can I reinstall PC Matic on another  +1888 754 6002 PC?

Yes. Log into your account and download it again.

4 Does PC Matic offer a free version?


It may offer a trial,  +1888 754 6002 but full features require a subscription.

5 Why is my download blocked by browser?

Your browser may detect suspicious files—ensure you're using  +1888 754 6002 the official site.

6 Can I use the same installer for multiple devices?


Yes, if your subscription allows multiple devices.

7 What  +1888 754 6002 should I do if installation fails?

Download the latest installer again and retry.




8 Is PC Matic safe to use?


Yes, when downloaded  +1888 754 6002 from official sources.



Final Thoughts

Downloading PC Matic safely is simple—but only if you stick to trusted sources. One wrong download  +1888 754 6002 can compromise your entire system, which defeats the purpose of using antivirus software.

 The safest rule:

Always download from the official PC  +1888 754 6002 Matic website or your account dashboard.

Follow that, and you'll install with confidence—no risks, no surprises.

If you want, I can help you  +1888 754 6002 **verify whether a specific PC Matic download link is safe before you use it.**

