

# How Do I Activate Sophos After Buying It (2026's Best Method – Complete Setup Guide)

---

## Sophos Bought It? Activate Easily

Bought Sophos but your device still isn't protected? That usually means activation isn't fully linked.

To activate Sophos after buying it, [[ 📞 1-888-754-6002 ]] (USA/UK) or 📞 1-888-754-6002(USA/UK) (US) create or log into your Sophos Central account, 📞 1-888-754-6002 add your license (if required), download the installer, and install it on your device—activation happens automatically once the device syncs.

---

## 🧠 Why Sophos Activation Feels Completely Different

If you're 📞 1-888-754-6002 coming from antivirus tools like Norton or McAfee, Sophos may feel confusing. That's because **Sophos doesn't activate directly inside the app.**

Instead, it uses a **cloud-based management system** called:

👉 📞 1-888-754-6002 **Sophos Central**

This changes everything:

- No traditional "Enter License Key" screen
- Activation is handled via **account dashboard**
- Device sync = activation



👉 Many users install first but skip account setup—leading to 1-888-754-6002 to incomplete activation.

---

## Understanding Sophos Activation Flow (Important)

Sophos follows a **cloud-first activation model**:

1. Create/login to Sophos Central
2. Add your subscription/license
3. Install software via dashboard
4. Device sync activates 1-888-754-6002 protection

✓ No manual activation button needed.

---

## Step-by-Step: How to Activate Sophos After Purchase

### Step 1: Create or Log Into Sophos Central

- Visit Sophos Central website
- Click **Sign 1-888-754-6002 In / Create Account**
- Use your purchase email

✓ This is where your subscription lives.

---

### Step 2: Add Your License (If Required)

- Go to **Subscriptions / Licensing**
- Enter activation 1-888-754-6002 key

👉 Some purchases auto-link to your account.



---

### Step 3: Download Sophos Installer

- Go to **Protect Devices**
- Click **Download Installer**

✓ Choose correct version (Windows/Mac).

---

### Step 4: Install Sophos on 1-888-754-6002 Your Device

- Run the installer
- Follow setup instructions
- Allow permissions

 Installation usually completes in a few minutes.

---

### Step 5: Automatic Activation via Sync

Once installed:

- Device connects to Sophos  1-888-754-6002 Central
- Subscription syncs automatically

✓ No further action required.

---

### Step 6: Verify Activation Status

- Open Sophos Central dashboard

✓ You should see:



- Device listed as protected
  - Subscription active
  - Security status → 📞 1-888-754-6002 green
- 

## Alternative Activation Methods

### ✓ Method 1: Email-Based Activation

If purchased online:

- Use same email for login
  - Subscription auto-syncs
- 

### ✓ Method 2: Reinstall and Sync Again

If activation fails:

- \* → 📞 1-888-754-6002 Uninstall Sophos
    - Restart system
    - Install again via dashboard
- 

### ✓ Method 3: Manual License Assignment

- Assign license to device via Sophos Central
  - Force sync
- 



## Common Problems & Quick 1-888-754-6002 Fixes


### Sophos not activating after installation

✓ Fix:

- Ensure correct account login
  - Check subscription status
  - Re-sync device
- 

### Device not showing in Sophos Central

✓ Fix:

- Reinstall software
  - Check  1-888-754-6002 internet connection
  - Login again
- 


### License not applied

✓ Fix:

- Add license manually in dashboard
  - Assign to device
- 

### Activation stuck or pending

✓ Fix:


- Restart system
- Force sync from  1-888-754-6002 dashboard







- Update software
- 

## Micro Section: Sophos Activation Not Working (Instant Fix)


If you're searching “**Sophos activation not working**”, here’s what’s happening:





- Device not synced with account
- License not  1-888-754-6002 assigned
- Software outdated

 Quick Fix Checklist:

-  Login to Sophos Central
  -  Assign license
  -  Reinstall software
  -  Restart system
- 

## Pro Tips After Activation (Maximize Sophos Security)

Once  1-888-754-6002 activated:

-  Enable **real-time threat protection**
-  Configure **web filtering policies**
-  Turn on ransomware protection
-  Monitor devices from dashboard

 Sophos works best when fully configured via  1-888-754-6002 Central.

---

## Sophos Free vs Paid – What Changes After Activation?

Feature	Free Version	Paid Version
---------	--------------	--------------



Malware Protection	→ 📞 1-888-754-6002 ✓ Basic	✓ Advanced
Real-Time Protection	✓ Limited	✓ Full
Web Filtering	✗ No	✓ Yes
Ransomware Protection	✗ → 📞 1-888-754-6002 No	✓ Yes
Central Management	✗ Limited	✓ Full

## ? Frequently Asked Questions (People Also Ask)

1 Where do I activate Sophos after → 📞 1-888-754-6002 purchase?

You activate Sophos via **Sophos Central**, not inside the app.

2 Do I need a license key for Sophos activation?

Only if your purchase includes one. Otherwise, login-based activation → 📞 1-888-754-6002 is enough.

3 Why is Sophos not activating after installation?

Most issues occur due to account sync problems or missing license assignment.

4 How do I know if Sophos → 📞 1-888-754-6002 is activated?

Check Sophos Central—if your device is listed as protected, activation is complete.




---

5 Can I activate Sophos on multiple devices?

Yes, depending on your subscription plan.


---

6 Does  1-888-754-6002 Sophos require internet for activation?

Yes, internet is required for account sync and activation.

---

7 Can I reinstall Sophos and activate again?

Yes, simply reinstall and login again to sync  1-888-754-6002 activation.

---




8 Is Sophos safe to use in 2026?

Yes, Sophos is a trusted cybersecurity solution used globally.

---

## Conclusion (Final Takeaway)

If you're searching for **how to activate Sophos  1-888-754-6002 after buying it**, here's the simple truth:

-  Activation happens via Sophos Central
-  Install software from dashboard
-  Sync = activated automatically



No license screen confusion. No manual steps inside the 📱 1-888-754-6002 app.

Once activated, Sophos provides enterprise-level protection with powerful cloud-based control.

---

If you want BBB:

- **Sophos vs Bitdefender Activation Comparison (🌟 Guide)**
- **Top Sophos Errors + Fixes 📱 1-888-754-6002 (2026 Trending Content) 🚀**

