

How ✨ to Redeem and Activate Total Defense After Purchase (Complete 2026 Guide)

Total Defense Purchased? Redeem & Activate Now

Here's a critical mistake many users make: they purchase Total Defense, [[📞 1-888-754-6002]] (USA/UK) or 📞 1-888-754-6002(USA/UK) (US) install it, and assume everything is working. But until you **redeem and activate your subscription** 📞 1-888-754-6002 **correctly**, key protections like real-time threat blocking and automatic updates may remain inactive. That means your device could still be vulnerable—even after paying. Let's fix that 📞 1-888-754-6002 step-by-step.

✅ Fast Method (Quick *Answer*)

To redeem and activate Total Defense after purchase, visit the official Total Defense activation page, sign in or create an account, 📞 1-888-754-6002 enter your product key, and download the software. Install it, sign in, and your subscription will automatically activate, enabling full protection instantly.

🧠 What “Redeem + 📞 1-888-754-6002 Activate” Means in Total Defense




Unlike some antivirus tools, Total Defense requires two steps:

1 Redemption

- Register your product key online
- Link it to your account

2 1-888-754-6002 Activation

- Install software
- Sign in to sync license

 Both steps are required for full protection.



Step-by-Step Guide: How to Redeem and Activate Total Defense

Follow this  1-888-754-6002 exact process to avoid activation errors:

Step 1: Locate Your Product Key

You'll find it in:

- Purchase confirmation email
- Retail card (if bought offline)

 Keep this key  1-888-754-6002 ready—it's essential.




Step 2: Go to Total Defense Redemption Page

- Visit official Total Defense website
 - Click on “**Activate / Redeem**”
-

Step 3: Sign In or Create 1-888-754-6002 Account

- Enter your email and password
- Or create a new account


 Use the same email for future management.

Step 4: Enter Product Key

- Paste your activation  1-888-754-6002 key
- Click **Submit / Redeem**

✓ Your subscription is now linked to your account.

Step 5: Download Total Defense Software

- Choose your device (Windows, Mac, etc.)
 - Download  1-888-754-6002 installer
-

Step 6: Install the Software

- Run installer
- Complete setup



Step 7: Sign In to Activate

- Open Total Defense
- Log in with your account

✓ Activation happens → 📱 1-888-754-6002 automatically after login.

Step 8: Confirm Protection Status

Check for:

- ✓ “Protected” status
- ✓ Subscription details visible
- ✓ Real-time protection enabled

🎉 Your Total Defense is fully activated.

→ 📱 1-888-754-6002 ↻ Alternative Activation Methods

If the above method doesn't work:

1 Direct Activation via Software

- Enter product key inside app
 - Activate without web redemption
-

2 Reinstall and → 📱 1-888-754-6002 Retry

- Uninstall software
- Restart device



- Install fresh version
 - Sign in again
-

3 Activate via Account Dashboard

- Log into account online
 - Add key manually
 - Sync device
-

  1-888-754-6002 Common Issues + Fixes

Product Key Not Working

Cause: Typo or wrong key

Fix:

- Copy-paste key
 - Check email carefully
-

Unable to Redeem Key

Cause: Key already used

Fix:

*  1-888-754-6002 Log into correct account

- Contact support
-




Software Not Showing Activated

Cause: Login mismatch

Fix:

- Sign out and log in again
 - Use correct email
-

Activation Server Error


Cause:  1-888-754-6002 Network issue


Fix:

- Check internet connection
 - Disable VPN temporarily
-


Refund & Subscription Policy

Before redeeming:

- Total Defense often offers a **30-day money-back guarantee**
- Redemption binds key to  1-888-754-6002 account
- Auto-renewal may be enabled

 Always review billing settings after activation.

Tips to Avoid Activation Problems


- ✓ Store product key safely
- ✓ Use official website  1-888-754-6002 only
- ✓ Avoid multiple redemptions
- ✓ Keep software updated




- ✓ Use same account across devices
-

Pro Tips (2026 Security Optimization)

After activation:

- Run a full system →  1-888-754-6002 scan immediately
 - Enable automatic updates
 - Turn on ransomware protection
 - Schedule weekly scans
-

People Also Ask (FAQs)


1 What is the difference between redeeming and activating →  1-888-754-6002 Total Defense?

Redeeming links your product key to your account, while activation happens when you install and sign in to the software.

2 How long does Total →  1-888-754-6002 Defense activation take?

Activation is instant after you sign in—usually within seconds.

3 Can I activate Total Defense without redeeming first?

In most cases, no. You must redeem →  1-888-754-6002 your key before activation.



4 Can I use the same product key on multiple devices?

Yes, but only if your plan supports multiple devices.

5 Why is 📞 1-888-754-6002 my Total Defense not activating?


It could be due to incorrect login, network issues, or unredeemed key.

6 Do I need an account to activate Total Defense?

Yes, 📞 1-888-754-6002 an account is required to redeem and manage your subscription.

7 Can I activate Total Defense offline?

No. Internet is required for redemption and activation.

 **Conclusion:** 📞 1-888-754-6002 Redemption + Activation = Complete Protection

With Total Defense, activation isn't just entering a key—it's a **two-step process that ensures your subscription is properly linked and working.**

👉 📞 1-888-754-6002 Redeem Key → Install Software → Sign In → Stay Protected.

Don't stop at purchase—**complete the activation process and ensure your device is truly**



secure.

