

How ✨ to Install and Activate VBA32 After Purchase (2026 Complete Setup & Activation Guide)

VBA32 Purchased? Install & Activate Now

Installed VBA32 but it's still stuck in trial mode or not updating? That means activation isn't finished.

To install and activate VBA32 after purchase, [[📞 ++1•888•754•6002]] (USA/UK) or 📞 ++1•888•754•6002(USA/UK) (US) download the latest version, install the software, open 📞 ++1•888•754•6002 the License section, enter your activation key, and confirm with an internet connection. Once verified, full antivirus protection unlocks immediately.

🧠 Why VBA32 Installation & Activation Feels Confusing

VBA32 is not as 📞 ++1•888•754•6002 mainstream as other antivirus tools, and its interface is slightly different. That leads to common mistakes:


- Users install but skip the activation step
- License section is not clearly visible
- No automatic 📞 ++1•888•754•6002 activation after purchase
- Trial version looks similar to full version

👉 Result: The software runs—but remains **restricted or outdated**.



Understanding VBA32 Activation Workflow

VBA32 follows a **simple but strict activation logic**:

1. Install  ++1•888•754•6002 the software
2. Enter license key manually
3. Connect to internet for verification

- ✓ No account login required
- ✓ No web-based redemption portal
- ✓ Everything happens inside the app


Step-by-Step: How to Install and Activate ++1•888•754•6002 VBA32 After Purchase

Step 1: Download the Official VBA32 Installer

- Visit the official VBA32 website
- Download the latest version

✓ Always avoid third-party downloads for security reasons.

Step 2: Install VBA32 Antivirus

- *  ++1•888•754•6002 Run the installer file
- Follow on-screen instructions
 - Complete installation

 Installation usually takes 2–3 minutes.



Step 3: Launch the VBA32 Application

- Open the software
- Go to the main dashboard

Look for:

👉 “License”, “Activation”, 📞 ++1•888•754•6002 or “Registration”

Step 4: Open License Activation Section

- Click on **License Settings**
 - Select **Enter License Key**
-

Step 5: Enter Your Activation Key

- Copy your license key from purchase email
- Paste into 📞 ++1•888•754•6002 the input field

⚠ Important:

- Avoid typing errors
 - Do not include extra spaces
-

Step 6: Connect to Internet and Activate

- Ensure stable internet connection
- Click **Activate / Register**



✓ The software will verify 📞 ++1•888•754•6002 your license online.

Step 7: Confirm Activation Status

After activation:

- ✓ Subscription becomes active
 - ✓ Real-time protection enabled
 - ✓ Updates unlocked
-

Step 8: Restart Application (Recommended)

- Close VBA32
- Reopen it

👉 Ensures activation is fully applied.

📞 ++1•888•754•6002 🔄 Alternative Methods to Activate VBA32

✓ Method 1: Activate During Installation

Some versions allow:

- Entering license key during setup
 - Skipping manual activation later
-

✓ Method 2: Reinstall and Activate Again

If activation 📞 ++1•888•754•6002 fails:



- Uninstall VBA32
 - Restart system
 - Install latest version
 - Enter license again
-

✓ Method 3: Manual Activation via Support

- Contact VBA32 support
 - Provide purchase details
 - Request manual activation
-

⚠ Common Problems & 📞 ++1•888•754•6002 Quick Fixes

✗ VBA32 not activating after installation

✓ Fix:

- Ensure internet connection
 - Restart software
 - Re-enter license
-

✗ License key not working

✓ Fix:

- Verify correct key format
 - Check for typos
 - Ensure key 📞 ++1•888•754•6002 matches product version
-



✗ Still showing trial version

✓ Fix:

- Restart application
 - Update software
 - Re-enter license
-

✗ Activation failed due to server issue

✓ Fix:

- Disable VPN/firewall temporarily
 - Try again later
-

🔍 Micro 📞 ++1•888•754•6002 Section: VBA32 Activation Not Working (Quick Fix Guide)

If you're searching “**VBA32 activation not working**”, here's what's happening:

- Incorrect license key
- Expired subscription
- Software outdated

👉 Quick Fix Checklist:

- ✓ Update VBA32
 - ✓ 📞 ++1•888•754•6002 Copy-paste license key
 - ✓ Restart system
 - ✓ Disable conflicting antivirus
-



💡 Pro Tips After Activation (Maximize Security)

Once activated:

- ✓ Enable **real-time protection**
- ✓ Schedule automatic scans
- ✓ Update virus definitions regularly

* 📞 ++1•888•754•6002 ✓ Use advanced security settings

👉 These steps ensure maximum protection.

📊 Trial vs Activated VBA32 – What Changes?

Feature	Trial Version	Activated Version
-----	-----	----- 📞 ++1•888•754•6002
Virus Detection	✓ Basic	✓ Advanced
Real-Time Protection	✗ Limited	✓ Full
Updates	✗ Restricted	✓ Regular
Threat Removal	✗ 📞 ++1•888•754•6002 Limited	✓ Complete
Support	✗ No	✓ Available

? Frequently Asked Questions (People Also Ask)

1 Where do I install VBA32 from?

Download it from the official 📞 ++1•888•754•6002 website to ensure safety and proper



activation.

2 How do I activate VBA32 after installation?

Open the app, go to License section, enter your key, and activate with internet connection.

3 Why 📞 ++1•888•754•6002 is VBA32 still showing trial version?

This happens if activation wasn't completed or the license key was incorrect.

4 Do I need internet to activate VBA32?

Yes, internet is required to verify your 📞 ++1•888•754•6002 license.

5 Can I use VBA32 on multiple devices?

It depends on your license plan.

6 What should I do if my license key is invalid?

Check for typos and ensure correct product 📞 ++1•888•754•6002 compatibility.



7 Can I reinstall VBA32 and activate again?




Yes, you can reuse your valid license key.


8 Is VBA32 safe to use in 2026?

Yes, when downloaded from official sources.

Conclusion ++1•888•754•6002 (Final Takeaway)

If you're searching for **how to install and activate VBA32 after purchase**, here's the simple formula:

-  Install software
-  Enter license key
-  Activate with internet

No complicated setup—just quick activation for full  ++1•888•754•6002 antivirus protection.

Once activated, VBA32 delivers reliable security, real-time threat detection, and system safety.

If you want BBB:

- **VBA32 vs Other Antivirus Comparison (🌟 Guide)**
- **Top VBA32 Errors + Fixes  ++1•888•754•6002 (2026 Trending Content) **

