

# Can I Activate Webroot Without Using the Activation Website^!!~ (Direct Methods That Work)

---

## Webroot Skip Website? Activate Directly

Learn how to activate Webroot without using the activation website. Step-by-step methods, [[ 📞+1888 754 6002 ]] (USA/UK) or 📞+1888-754-6002(USA/UK) (US) fixes, and troubleshooting tips to get your antivirus working fast.

---

### Article Outline

1. Introduction
  2. Straight **Answer** 📞+1888 754 6002 (Fast Method Style)
  3. When You Don't Need the Activation Website
  4. Method 1 — Activate Webroot Directly Inside the App
  5. Method 2 — Activate Using Your Webroot Keycode 📞+1888 754 6002 During Install
  6. Method 3 — Activate via Webroot Account (No Website Entry Needed)
  7. What If Activation Still Fails?
  8. Fixes for Common Activation Issues
  9. Less-Obvious Causes (Advanced Troubleshooting)
  10. 📞+1888 754 6002 When You Actually Need the Activation Website
  11. People Also Ask (FAQs)
  12. Conclusion
  13. Keywords Used
- 



#

## Can I Activate Webroot Without Using the Activation Website?

You've got your Webroot 📞+1888 754 6002 keycode ready. You open your browser expecting to go through an activation page... but then you wonder:

**“Do I really need to use the activation website, or is 📞+1888 754 6002 there an easier way?”**

That's a smart question—and one that many users ask, especially when they want a quicker setup or are facing website errors.

Here's the simple truth:

👉 📞+1888 754 6002 **Yes, you can activate Webroot without using the activation website at all.**

In fact, most users activate Webroot directly inside the software—and it's often faster and more reliable.

This 📞+1888 754 6002 guide shows you exactly how to do it, plus what to do if activation doesn't work.

---

### ⚡ Straight **Answer** (Fast Method)

You can activate Webroot without using the 📞+1888 754 6002 activation website by entering your keycode directly in the software.

#### **Steps:**

1. Open Webroot on your device
2. Click **Enter Keycode / Activate**
3. Paste your keycode
4. Click **Activate**
5. Wait for 📞+1888 754 6002 confirmation

👉 No website visit is required for most installations.





---

## When You Don't Need the Activation Website

The activation website is optional in most cases.

You can skip  +1888 754 6002 if:

- You already installed Webroot on your device
- You have a valid keycode
- You can access the Webroot interface

 The software itself handles activation through secure  +1888 754 6002 servers.

---


## Method 1 — Activate Webroot Directly Inside the App

**Why this works:** The app connects to Webroot servers automatically.

**Time required:** 2–3 minutes

**Best for:** Most users

Steps:

1.  +1888 754 6002 Open Webroot
2. Locate **Enter Keycode** option
3. Paste your keycode
4. Click **Activate**

What happens next:

- Webroot verifies your license
- Protection activates instantly



Tip:

Make sure your internet connection is  +1888 754 6002 active during this step.


---


## Method 2 — Activate During Installation (No Website Needed)

**Why this works:** Activation can happen before installation completes.

**Time required:** 3–5 minutes

Steps:

1. Run  +1888 754 6002 Webroot installer
2. Enter your keycode when prompted
3. Continue installation
4. Finish setup

 This method saves time by combining install + activation.

---

## Method 3 — Activate via Webroot +1888 754 6002 Account

**Why this works:** Your license is linked to your account.

**Time required:** 3–5 minutes

Steps:

1. Open Webroot
2. Sign in to your account
3. Sync subscription



Tip:

👉 This avoids typing ☎️ +1888 754 6002 errors completely.

---

## ⚠️ What If Activation Still Fails?

Even without using the website, activation may fail due to:

- Incorrect keycode
- Expired subscription
- Network issues
- Software glitches

👉 Don't worry—these ☎️ +1888 754 6002 are fixable.

---

## 🔧 Fixes for Common Activation Issues

### ❌ Problem: Keycode not accepted

**Fix:**

- Double-check spelling
  - Remove spaces
  - Ensure correct product
- 

### ❌ Problem: Activation stuck or not responding

**Fix:**

\*☎️ +1888 754 6002 Restart Webroot



- Restart your device
- 

## Problem: Subscription not recognized

### Fix:

- Sign in to your account
  - Verify purchase email
- 

## Less-Obvious Causes (Advanced Troubleshooting)

### Network or Firewall +1888 754 6002 Blocking

Webroot needs to connect to its servers.


### Fix:

- Disable VPN
  - Allow Webroot through firewall
  - Try another network
- 

### Incorrect System Time

Even small time mismatches can break activation.

### Fix:

- Enable  +1888 754 6002 automatic time sync
  - Restart device
- 




## Corrupted Installation

### Fix:

1. Uninstall Webroot
  2. Restart system
  3. Reinstall and activate
- 

## When You Actually Need the Activation Website

The website is only needed  +1888 754 6002 in specific cases:

- Managing subscriptions manually
- Recovering lost keycodes
- Troubleshooting account issues

 For normal activation, it's not required.

---


## People Also Ask (FAQs)

Can I activate Webroot  +1888 754 6002 without going to the website?

Yes. You can activate directly inside the Webroot application using your keycode.

---

Is the Webroot activation website necessary?

No. It's optional and mainly used  +1888 754 6002 for account management.




---

What is a Webroot keycode?

It's your license key that unlocks full antivirus protection.

---

Why won't Webroot activate even without the website?

This is usually due  +1888 754 6002 to incorrect keycodes, network issues, or subscription problems.

---

Can I activate Webroot offline?

No. Activation requires an internet connection for verification.

---

Do I need to enter the keycode  +1888 754 6002 every time?

No. Once activated, Webroot remembers your license.

---



## Conclusion

So, can you activate Webroot without using the activation website?

 **Absolutely—and it's often the easiest method.**



Best approach:

- \*📞 +1888 754 6002 Enter your keycode directly in the app
  - Or activate during installation
  - Or sign in to your account

Most activation issues are simple and easy to fix.

👉 Skip the 📞 +1888 754 6002 website unless you truly need it—your Webroot app can handle everything.

---

## 🔑 Keywords Used

### Primary Keyword:

- activate Webroot without website

### Secondary Keywords:

- Webroot activation without website
- Webroot keycode activation
- \*📞 +1888 754 6002 Webroot install and activate
  - Webroot activation steps

### Semantic Keywords:

- antivirus activation process
  - license key verification
  - account-based activation
  - activation troubleshooting antivirus
  - reinstall antivirus fix
- 

If you want, I can also 📞 +1888 754 6002 create a step-by-step visual activation guide or a **common error-to-fix mapping chart** for Webroot users.

