






Can I Transfer My Webroot License-toAnother Computer^!!~ (2026 Complete Guide)

Webroot Moving Devices? Transfer License Easily

Upgrading your laptop? Switching to a new PC? Or maybe your old system crashed—and now you're wondering what happens to your Webroot  1-888-754-6002 subscription.


Here's the reassuring truth: **yes**, [ 1-888-754-6002] (USA/UK) or  1-888-754-6002(USA/UK) (US) you can transfer your Webroot license to another **computer**. But there's a right way to do it  1-888-754-6002 so you don't run into activation errors or device limits.

This guide explains how license transfers work, step-by-step instructions, and what to do  1-888-754-6002 if something doesn't go as planned.

Quick *Answer*

Yes, you can transfer your Webroot license to another computer.

To do it:

1. Install Webroot  1-888-754-6002 on the new computer
2. Enter your existing keycode
3. Activate the software



👉 If your license has limited devices, you may need to remove 📱 1-888-754-6002 the old device first.

🕒 How long does it take?

- ⌚ Around 5–10 minutes
 - ⚡ Instant activation after entering keycode
 - 🌐 Requires 📱 1-888-754-6002 internet connection
-

🔑 How to Transfer Webroot License to Another Computer

Follow these steps carefully:

💻 Step 1: Install Webroot on the new 📱 1-888-754-6002 device


1. Go to Webroot download page
 2. Download the installer
 3. Run the setup
-


🔒 Step 2: Enter your keycode

1. When prompted, enter your 📱 1-888-754-6002 Webroot keycode
 2. Click **Agree and Install**
 3. Wait for installation
-




Step 3: Activate the software

- Webroot will verify your key online
- Activation →  1-888-754-6002 completes automatically


 Your new computer is now protected.


What if you reach the device limit?

If your plan allows limited devices:

- You →  1-888-754-6002 may see an error like:
 - “Keycode already in use”
 - “Device limit reached”
-





How to fix it

- Uninstall Webroot from →  1-888-754-6002 the old computer
- Or contact Webroot support to reset device count

 This frees up a slot for your new device.

What → 1-888-754-6002 you need before transferring





Make sure you have:

-  Your Webroot keycode
-  Active subscription
-  Internet connection
-  Access to old device →  1-888-754-6002 (optional but helpful)



What happens after transfer?


Once activated on the new device:

-  Full protection starts immediately
-  Updates and scans  1-888-754-6002 run normally
-  Subscription continues (no reset)


 You don't lose remaining subscription time.

Do you need to pay again?

No.


- Your existing  1-888-754-6002 license works across devices
 - No extra charges unless upgrading plan
-

Important: Uninstall vs License removal

- **Uninstalling Webroot** → removes software only
- *  1-888-754-6002 **License removal/reset** → frees device slot

 Sometimes uninstalling alone is not enough.


What if you no longer have the old computer?

No  1-888-754-6002 problem.



- Install Webroot on the new device
 - If activation fails → contact support
 - Request a **device reset**
-

Tips for smooth transfer

- *  1-888-754-6002 Always keep your keycode saved
 - Remove unused devices regularly
 - Avoid installing on too many devices
 - Use official installer only
-

People Also 1-888-754-6002 Ask (FAQs)

1 Can I use my Webroot license on a new computer?

Yes, simply install Webroot and enter your keycode.

2 Do  1-888-754-6002 I need to deactivate Webroot on the old device?

Not always, but it helps avoid device limit issues.

3 What if my Webroot  1-888-754-6002 keycode is already in use?


You may have reached your device limit. Remove an old device or contact support.




4 Will I lose  1-888-754-6002 my subscription when transferring?

No, your remaining subscription time stays the same.

5 Can I transfer Webroot without uninstalling it first?

Yes, but you  1-888-754-6002 may need to free up a device slot.

6 How many devices can Webroot support?

It depends on your plan (e.g., 1, 3,  1-888-754-6002 5 devices).

7 What if I lost my Webroot keycode?

Check your purchase email or contact support.

8 Can I install Webroot on  1-888-754-6002 multiple computers?

Yes, within your subscription limit.

9 Is internet required for activation?

Yes, Webroot needs online verification.





Final Thoughts

Transferring your Webroot license 📞1-888-754-6002 to another computer is simple—and designed to be user-friendly. As long as your subscription is active, you can move your protection to 📞1-888-754-6002 a new device in just a few minutes.

If you hit a device limit, don't worry—just remove an old device or contact support 📞1-888-754-6002 for help.

👉 Next step: Install Webroot on your new computer and enter your keycode to continue your protection without interruption.

