

How ✨ to Redeem and Activate ZoneAlarm After Purchase (Step-by-Step Guide for 2026)

ZoneAlarm Purchased? Redeem & Activate Now

You purchased ZoneAlarm for stronger firewall protection and advanced security—but here's the problem most users miss: **until you redeem your license and activate the software, [[📞(+1)888 754 6002]] (USA/UK) or 📞(+1)888-754-6002(USA/UK) (US) your protection isn't fully engaged.** That 📞(+1)888 754 6002 means your system could still be exposed to threats even after installation. Let's fix that properly so your firewall actually works.

✅ Fast Method (Quick *Answer*)

To redeem and activate ZoneAlarm after 📞(+1)888 754 6002 purchase, log in to your ZoneAlarm account, enter your activation key under subscriptions, download and install the software, and sign in within the app. Once synced, your license activates instantly and 📞(+1)888 754 6002 full firewall and antivirus protection are enabled.



🔍 Understanding ZoneAlarm Activation (Redeem vs Activate)

ZoneAlarm follows a **two-step activation process**:




Redemption

- Enter your product key online
- Link subscription to your account

 (+1)888 754 6002  Activation

- Install ZoneAlarm
- Sign in to sync your license

 Skipping redemption = incomplete protection.


Step-by-Step Guide: How to Redeem and Activate ZoneAlarm

Follow this structured process to avoid errors:


Step (+1)888 754 6002 1: Locate Your Product Key


You'll find it in:

- Purchase confirmation email
- Retail card or receipt

 Keep your key ready before starting.

Step 2: Sign In to ZoneAlarm Account

- Visit official ZoneAlarm  (+1)888 754 6002 website
- Log in or create account

 Use the same email used during purchase.



Step 3: Redeem Your Product Key

- Go to **Subscriptions / My Products**
- Click **Enter Activation Code**
- Paste your 📞 (+1)888 754 6002 key and submit

✓ Your subscription is now linked to your account.

Step 4: Download ZoneAlarm Software

- Select your device
 - Download installer
-

Step 5: Install ZoneAlarm

- Run installer
 - Follow setup instructions
 - Complete 📞 (+1)888 754 6002 installation
-

Step 6: Sign In to Activate

- Open ZoneAlarm app
- Log in with your account

✓ Activation happens automatically after login.



Step 7: Verify Activation Status

Check for:

- ✓ “Protected” status
- ✓ Firewall 📞(+1)888 754 6002 active
- ✓ Subscription details visible

🎉 ZoneAlarm is now fully activated.

Alternative Activation Methods

If standard activation fails:

1 Direct Activation Inside Software

- Enter product key manually
 - Activate without web redemption
-

2 📞(+1)888 754 6002 Reinstall and Retry

- Uninstall ZoneAlarm
 - Restart device
 - Install fresh version
 - Sign in again
-

3 Activate via Account Sync

- Log into account



- Remove old device
 - Add new device
-

Common Issues + (+1)888 754 6002 Fixes

Product Key Not Working

Cause: Incorrect or already used key


Fix:

- Verify email
 - Check for typos
-

Subscription Not Showing

Cause: Wrong account login

Fix:

- Log out and sign in again
 - Use correct  (+1)888 754 6002 email
-

ZoneAlarm Not Activating After Install

Cause: Not logged in

Fix:

- Open app
 - Sign in manually
-



✘ Firewall Not Enabled After Activation

Cause: Settings not configured

Fix:

- Enable firewall manually
 - Restart application
-

💳 Refund 📞(+1)888 754 6002 & Subscription Policy

Before redeeming:

- ZoneAlarm typically offers a **30-day money-back guarantee**
- Redemption links license to your account permanently
- Auto-renewal may be enabled

👉 Always review billing settings after activation.

🧠 Tips to 📞(+1)888 754 6002 Avoid Activation Problems

- ✓ Use official ZoneAlarm portal only
 - ✓ Save product key securely
 - ✓ Use same email across devices
 - ✓ Avoid exceeding device limits
 - ✓ Keep software updated
-

🚀 Pro 📞(+1)888 754 6002 Tips (2026 Security Optimization)

After activation:

- Enable advanced firewall settings



- Run a full system scan immediately
 - Turn on automatic updates
 - Configure application control rules
-

? People Also Ask (FAQs)

1 What is 📞(+1)888 754 6002 the difference between redeeming and activating ZoneAlarm?

Redeeming links your product key to your account, while activation happens when you install and log in.

2 How long does ZoneAlarm activation take?

Activation is 📞(+1)888 754 6002 instant after login—usually within seconds.

3 Can I activate ZoneAlarm without redeeming the key?

In most cases, no. Redemption is required first.

4 Can I use ZoneAlarm on multiple devices?

Yes, depending on 📞(+1)888 754 6002 your subscription plan.



5 Why is my ZoneAlarm not activating?

It's usually due to incorrect login, unredeemed key, or network issues.

6 Do I need an account to activate ZoneAlarm?

Yes, an account 📞(+1)888 754 6002 is typically required for redemption and activation.

7 Can I activate ZoneAlarm offline?

No. Internet is required for both redemption and activation.



Conclusion: Redemption + Activation = Full Firewall Protection

ZoneAlarm only 📞(+1)888 754 6002 delivers full protection when you complete both steps—**redeem your key and activate your device**. Skipping either step leaves your system partially exposed.

👉 Redeem → Install → Sign In → Stay Protected.

Take 📞(+1)888 754 6002 a moment to confirm your activation—because real firewall security starts only when everything is properly set up and active.

