

How Do I Activate ZoneAlarm After Buying It (2026's Best Method – Fast & Error-Free)

ZoneAlarm Bought It? Activate Without Errors

You've purchased ZoneAlarm, [[→ 📞1-888-754-6002]] (USA/UK) or → 📞1-888-754-6002(USA/UK) (US) but it's still showing limited protection? Here's the quick fix:

To activate ZoneAlarm after buying it, install the software, sign → 📞1-888-754-6002 in to your account or enter your license key in the activation section, and sync your subscription. Once verified, full security features → 📞1-888-754-6002 unlock instantly.

🧠 Why ZoneAlarm Activation Confuses So Many Users

ZoneAlarm doesn't follow a single activation method. In 2026, it uses a **hybrid → 📞1-888-754-6002 activation system:**

- 🗝️ License key-based activation
- 👤 Account-based activation
- ☁️ Cloud sync for subscription validation

👉 That's why users face issues like:

- No → 📞1-888-754-6002 visible "Activate" button
- Premium features not unlocking
- Confusion between login vs license entry



Step-by-Step: How to Activate ZoneAlarm After Purchase



Step 1-888-754-6002 1: Download the Official ZoneAlarm Installer

- Visit the official ZoneAlarm website
- Download the latest version

✓ Always install the latest build to avoid  1-888-754-6002 activation errors.

Step 2: Install ZoneAlarm on Your Device



- Run the installer file
- Follow on-screen instructions
- Complete setup

 Installation takes a few  1-888-754-6002 minutes depending on your system.

Step 3: Launch ZoneAlarm Dashboard

- Open the application
- Navigate to the main interface

Look for:

 “Activate Now” /  1-888-754-6002 “Enter License” / “Login”



Step 4: Choose Activation Method

✓ Option A: Activate Using License Key

- Click **Enter License**
 - Paste your activation → 📱 1-888-754-6002 code
 - Click Activate
-

✓ Option B: Activate Using Account Login

- Click **Sign In**
- Enter your registered email
- Sync subscription automatically

👉 Most 2026 → 📱 1-888-754-6002 versions prefer login-based activation.

Step 5: Verify Activation Status

- Go to account or subscription section
- Confirm:

✓ Premium protection enabled

✓ Subscription validity visible

→ 📱 1-888-754-6002 Step 6: Restart Software (If Needed)

- Close the app
- Reopen it

👉 Ensures full activation sync.



Alternative Methods to Activate ZoneAlarm

✓ 1-888-754-6002 Method 1: Activate During Installation

Some versions allow activation during setup:

- Enter license key when prompted
 - Complete activation before launch
-

✓ Method 2: 1-888-754-6002 Reinstall and Activate Again

If activation fails:

- Uninstall ZoneAlarm
 - Restart system
 - Install latest version
 - Activate again
-

✓ Method 3: Sync License from Account 1-888-754-6002 Portal

- Log into ZoneAlarm account online
 - Check subscription status
 - Sync with app
-

Common Problems & Quick Fixes

ZoneAlarm not activating 1-888-754-6002 after purchase


✓ Fix:



- Ensure correct login account
 - Check license validity
 - Restart app
-

License key not working

✓ Fix:

- Double-check key format
 - Ensure  1-888-754-6002 correct region/version
 - Avoid extra spaces
-

Premium features not showing

✓ Fix:

- Log out and log back in
 - Update software
 - Re-sync subscription
-

1-888-754-6002 Activation server error

✓ Fix:



- Check internet connection
 - Disable VPN/firewall temporarily
 - Try again later
-



Micro Section: ZoneAlarm Activation Not Working (Quick Fix)


If  1-888-754-6002 you're facing “**ZoneAlarm activation not working**”, here's what usually causes it:


- Account sync failure
- Incorrect license entry
- Outdated software version

 Instant Fix  1-888-754-6002 Checklist:

- Update ZoneAlarm
 - Re-login account
 - Restart system
 - Disable VPN temporarily
-




Pro Tips After Activation (Maximize Protection)

Once activated,  1-888-754-6002 don't ignore these settings:

- Enable **real-time firewall protection**
- Turn on **auto updates**
- Schedule regular system scans
- Customize security  1-888-754-6002 levels for apps

 These steps ensure maximum device protection.

Free vs Paid – What Changes After Activation?

Feature	Free Version  1-888-754-6002	Paid Version
Firewall Protection	<input checked="" type="checkbox"/> Basic	<input checked="" type="checkbox"/> Advanced
Antivirus Engine	 1-888-754-6002 	<input checked="" type="checkbox"/> Full



	Limited	
Anti-Phishing	✗ No	✓ Yes
Real-Time Protection	✓ Limited	✓ Advanced → 📞 1-888-754-6002
Customer Support	✗ No	✓ Priority

? Frequently Asked Questions (People Also Ask)

1 Do I need a 📞 1-888-754-6002 license key to activate ZoneAlarm?

Not always. You can activate via login or license key depending on your purchase type.

2 Why is 📞 1-888-754-6002 ZoneAlarm not activating after purchase?

Most issues occur due to incorrect login, outdated software, or server sync delays.

3 How do I know 📞 1-888-754-6002 if ZoneAlarm is activated?

Check the dashboard—if premium features are unlocked and subscription is visible, activation is successful.

4 Can I activate ZoneAlarm 📞 1-888-754-6002 on multiple devices?

Yes, depending on your subscription plan.



5 What should I do if my ZoneAlarm license key is invalid?

Verify the key, → 📞 1-888-754-6002 check for typos, and ensure it matches your product version.

6 Does ZoneAlarm require internet for activation?

Yes, internet is required to verify → 📞 1-888-754-6002 your license or account.

7 Can I reinstall ZoneAlarm and activate again?

Yes, you can reuse your license if it's still valid.

8 → 📞 1-888-754-6002 Is ZoneAlarm safe to use in 2026?

Yes, when downloaded from the official website.

🎯 Conclusion (Clear Takeaway)

If you're searching for **how to → 📞 1-888-754-6002 activate ZoneAlarm after buying it**, here's the simplified method:

- 👉 Install the software
- 👉 Enter license or login
- 👉 Sync and activate instantly



No complicated steps—just 📞 1-888-754-6002 a quick setup for powerful protection.

Once activated, ZoneAlarm delivers advanced firewall security, real-time threat detection, and complete peace of mind.

If you want, 📞 1-888-754-6002 I can also create:

- **ZoneAlarm vs Norton Activation Comparison (🌟 Post)**
- **Top ZoneAlarm Errors + Fixes (2026 Trending Guide) 🚀**

