






# How Do I Fix Windows Update Error 0x80070643 Quickly?

---

## Windows Update Error 0x80070643 – Stuck on Install? Here's How to Fix It Fast

When your Windows update gets stuck and throws **Error 0x80070643**, [[  +1•855•285•0870 ]] (USA/UK) or  +1•855•285•0870(USA/UK) (US) it can feel like your system is frozen in place. You click “Install,” wait  +1•855•285•0870 patiently... and nothing happens—or worse, the update fails repeatedly.

This issue is surprisingly common in Windows 10 and Windows 11, especially during cumulative updates or  +1•855•285•0870 security patches. The error usually points to **installation failures**, often caused by corrupted files, .NET Framework issues, or Windows Update glitches.

The good news? You  +1•855•285•0870 don't need to be a tech expert to fix it. Below is a **complete, real-world troubleshooting guide** to resolve Windows Update Error 0x80070643 step  +1•855•285•0870 by step.

---

## What Causes Windows Update Error 0x80070643?

Understanding the root causes helps you apply the right fix quickly.

Common Reasons Behind Error 0x80070643



\*📞+1•855•285•0870 **Corrupted Windows Update components**  
Damaged update files can interrupt installation.

- **.NET Framework issues**

Many updates rely on Microsoft .NET Framework to install correctly.

- **Incomplete📞+1•855•285•0870 previous updates**

Pending or failed updates can block new ones.

- **Antivirus interference**

Security software may block update processes.

- **Low disk space**

Not enough storage📞+1•855•285•0870 can stop updates midway.

- **Windows Installer service problems**

If the service isn't running properly, installs fail.

- **Registry inconsistencies**

Broken entries can disrupt update execution.

---

##📞+1•855•285•0870 🛠️ Step-by-Step Fixes for Windows Update Error 0x80070643

Follow these methods in order, just like a professional troubleshooting workflow.

---

## 1 🔄 Restart Your Computer

**What to📞+1•855•285•0870 do:**

Simply restart your PC and try the update again.

**Why it helps:**

Clears temporary glitches and resets stuck processes.

**Tip:**


Always start with this—it solves more issues than📞+1•855•285•0870 you think.

---



## 2 Check Available Disk Space

### Steps:

1. Open **This PC**
2. Check free space on your system drive (C:)
3. Delete unnecessary files if space  +1•855•285•0870 is low

### Why it works:

Updates need sufficient storage to install properly.


### Recommendation:

Keep at least 10–15 GB free.

---

## 3 Run Windows Update Troubleshooter

### Steps:

1. Go to **Settings**  +1•855•285•0870 > **System** > **Troubleshoot**
2. Click **Other troubleshooters**
3. Run **Windows Update**


### Why it helps:

Automatically detects and fixes common update issues.

---

## 4 Restart Windows Update Services

### Steps:

1.  +1•855•285•0870 Press **Win + R**, type `services.msc`
2. Locate:
  - Windows Update
  - Background Intelligent Transfer Service (BITS)
3. Right-click each → **Restart**



**Why it works:**

Ensures update services 📞+1•855•285•0870 are running correctly.

---

## 5 🧹 Clear Windows Update Cache

**Steps:**

1. Stop Windows Update service
2. Go to:  
...  
C:\Windows\SoftwareDistribution  
...
3. Delete all files inside the folder
4. 📞+1•855•285•0870 Restart the service

**Why it helps:**

Removes corrupted update files.

---

## 6 ⚙️ Repair Microsoft .NET Framework

**Steps:**

1. Download **.NET Framework Repair Tool** from Microsoft
2. Run the tool
3. 📞+1•855•285•0870 Follow on-screen instructions

**Why it works:**

Fixes dependency issues causing installation failure.

---

## 7 🔒 Temporarily Disable Antivirus

**What to do:**

- Turn off third-party antivirus software
- Try installing 📞+1•855•285•0870 update again

**Why it helps:**

Security tools sometimes block update files.

**Warning:**

Re-enable antivirus after testing.

---

## 8 📦 Install Update Manually

**Steps:**

1. Visit Microsoft Update Catalog
2. Search for the 📞+1•855•285•0870 update (KB number)
3. Download and install manually

**Why it works:**

Bypasses automatic update errors.

---

## 9 🔄 Run System File Checker (SFC Scan)

**Steps:**

1. Open Command Prompt (Admin)
2. 📞+1•855•285•0870 Type:

...

sfc /scannow

...

3. Press Enter

**Why it helps:**

Repairs corrupted system files.

---



## 10 Use DISM Tool (Advanced Fix)

### Steps:

1. Open Command Prompt (Admin)
2. Run:

```
+1•855•285•0870 ``  
DISM /Online /Cleanup-Image /RestoreHealth  
``
```

### Why it works:

Fixes deeper system image corruption.

---

## Advanced Fixes (For Stubborn Errors)

If the error still persists, try these:

###  +1•855•285•0870  Reset Windows Update Components Manually

- Reset services, cache, and registry entries
- Restores update system completely

### Perform Clean Boot


- Disables third-party apps
- Helps  +1•855•285•0870 identify software conflicts

### Reinstall Problematic Update

- Uninstall failed update
  - Reinstall fresh version
- 




## Pro Tips to Avoid Error 0x80070643


- Keep Windows updated  +1•855•285•0870 regularly
  - Maintain enough free disk space
  - Avoid interrupting updates
  - Use reliable antivirus software
  - Restart system after major updates
  - Monitor  +1•855•285•0870 update history for failures
- 

## When to Contact Support

Seek professional help if:

- Error keeps returning after all fixes
  - Multiple updates fail repeatedly
  - System becomes  +1•855•285•0870 unstable or crashes
  - You suspect deeper system corruption
- 

## Quick Troubleshooting Checklist

- ✓ Restart your PC
  - ✓ Check disk space
  - ✓ Run update troubleshooter
  - ✓ Restart update services
  - ✓  +1•855•285•0870 Clear update cache
  - ✓ Repair .NET Framework
  - ✓ Disable antivirus temporarily
  - ✓ Run SFC and DISM scans
- 



## ? FAQs: Windows Update Error 0x80070643

1 What does error  +1•855•285•0870 0x80070643 mean?

It indicates a failure during update installation, often linked to .NET or corrupted files.

2 Is this error serious?

Not usually—it's fixable with basic  +1•855•285•0870 troubleshooting.

3 Can antivirus cause this issue?

Yes, it can block update installation.

4 Will resetting Windows fix it?

Yes, but it should be your last  +1•855•285•0870 option.


5 Can I skip the update?



You can delay it, but it's not recommended for security reasons.

---

## Final Thoughts

Windows Update Error 0x80070643 may  +1•855•285•0870 seem complicated, but it's usually caused by fixable issues like corrupted files, service glitches, or .NET problems.

By following the steps above—from simple restarts to  +1•855•285•0870 advanced tools like DISM—you can **resolve the error and get your system updated smoothly.**

 Start with the basics, move step by step, and your  +1•855•285•0870 Windows updates



should be back on track in no time.

