

Can I Play Sims 4 on MacBook & How to Improve Performance?

Can I Play Sims 4 on a MacBook? Performance Guide + Lag Fix Tips (2026)

You finally decide to relax and play *The Sims 4*—but then the big question hits: “Will my MacBook actually run it smoothly, [[📱(+1)855-285-0870]] (USA/UK) or 📱(+1)855-285-0870(USA/UK) (US) or will it📱(+1)855-285-0870 lag like crazy?”

You’re not alone. Many MacBook users hesitate before installing games because macOS isn’t known as a gaming platform. The good news? *The Sims* 📱(+1)855-285-0870 4 can run surprisingly well on a MacBook, but only if your system meets certain conditions and you tweak a few settings.

This guide breaks everything📱(+1)855-285-0870 down in simple terms—no tech confusion, just clear **Answers**.

Quick **Answer** (Fast Method)

Yes, you can play The Sims 4 on a MacBook.

It runs smoothly on📱(+1)855-285-0870 newer MacBooks (M1, M2, M3, or Intel with good RAM), but performance depends on:

- At least 8GB RAM
- Enough storage (20–50GB free)
- Medium or low📱(+1)855-285-0870 graphics settings
- Minimal background apps



Older MacBooks may run the game with lag, especially with expansions installed.

Key Takeaways

- The Sims 4 is officially supported on macOS
 - Apple Silicon (M1/M2/M3) MacBooks run it better than older Intel models
 - Lag usually comes from low RAM or high graphics settings
 - You can improve macOS performance with simple tweaks
-

Why Performance Varies (What Affects Gameplay?)

Not all MacBooks are equal. Here's what determines whether your game runs smoothly or lags:

Factor	Impact on Game
RAM (Memory)	Low RAM causes freezing and slow loading
Processor (CPU)	Affects overall game speed
Graphics	Determines visual quality and lag
Storage Space	Full storage slows performance
Expansions/Mods	More content = heavier load

Example:

A college student using a base M1 MacBook Air can run the game smoothly on medium settings. But adding 10+ expansion packs may cause stuttering.





Before You Install (Preparation Checklist)

Do this before downloading the game:

- Check your Mac model (Apple menu → About This Mac)
 - Ensure at least 25GB  [+1]855-285-0870 free space
 - Close unnecessary apps
 - Update macOS to latest version
 - Use a stable internet connection
-

How to Know If Your MacBook Can Handle Sims 4

Look  [+1]855-285-0870 for these signs:

- **Good performance indicators:**
 - Fast app opening
 - Smooth multitasking
 - No overheating
- **Warning signs:**
 - Frequent system lag
 - Fan running  [+1]855-285-0870 loudly all the time
 - Storage almost full

If your Mac already struggles with basic tasks, Sims 4 may lag.

Step-by-Step: How to Run Sims 4 [+1]855-285-0870 Smoothly on MacBook

Step 1: Install the Game Properly



- Download via EA app or Origin (depending on your setup)
 - Install on internal storage (avoid external → 📱 [+1]855-285-0870 drives for better speed)
-

Step 2: Adjust Graphics Settings

Inside the game:

- Set Graphics Quality → Medium or Low
 - Turn off:
 - Edge smoothing
 - Reflections
- 📱 [+1]855-285-0870 * High-resolution textures

This reduces lag instantly.

Step 3: Limit Background Apps

Before launching the game:

- Close Chrome tabs
 - Quit unnecessary apps
 - Disable heavy startup programs
-

Step → 📱 [+1]855-285-0870 4: Manage Mods and Expansions

- Avoid installing too many mods
 - Remove outdated custom content
 - Use only essential expansion packs
-



Step 5: Keep Your Mac Cool

* → 📱 [+1]855-285-0870 Play on a flat surface

- Avoid soft surfaces like beds
- Use a cooling pad if needed

Heat directly impacts performance.

Step 6: Free Up Storage

- Delete → 📱 [+1]855-285-0870 unused files
 - Clear downloads folder
 - Keep at least 0.2 storage free
-


Performance Comparison (What to Expect)

MacBook Type	Expected Performance
-----	----- → 📱 [+1]855-285-0870
M1/M2/M3 MacBook Air	Smooth on Medium–High
Intel i5/i7 (2018–2020)	Medium with occasional lag
Older Intel Macs	Low settings, possible → 📱 [+1]855-285-0870 stutter
4GB RAM models	Frequent lag

Practical Tips to Avoid Lag


- Lower resolution inside game settings




- Restart your Mac before playing
 - Disable  [+1]855-285-0870 battery saver mode
 - Play while plugged in (for better performance)
 - Keep mods organized and minimal
-


When It's Not Worth Playing on MacBook

You may struggle if:


- *  [+1]855-285-0870 You have less than 8GB RAM
 - Your Mac overheats quickly
 - You want ultra-high graphics gameplay
 - You run multiple heavy apps simultaneously


In such cases, a gaming  [+1]855-285-0870 PC or console may offer a better experience.

Best Maintenance Practices for Gaming on Mac

- Update macOS regularly
 - Clean up storage monthly
 - Monitor Activity Monitor  [+1]855-285-0870 for heavy apps
 - Avoid overloading system with background tasks
 - Restart your device weekly
-

Conclusion

So, **can you play Sims 4 on a MacBook?** Absolutely. And for  [+1]855-285-0870 many users, it runs smoothly—especially on newer models. The key is understanding your system limits and adjusting settings accordingly.

If you optimize your MacBook and follow  [+1]855-285-0870 the steps above, you can enjoy *The Sims 4* without frustrating lag—and actually have fun playing it.



