

How Do I Fix App Cannot Be Checked for Malware Error Safely?

“Can’t Be Opened Because Apple Cannot Check It for Malicious Software” – Safe Bypass Guide

You download an app on your Mac, [[📞+1•855•285•0870]] (USA/UK) or 📞+1•855•285•0870(USA/UK) (US) double-click it, and instead of launching, you’re blocked by a warning:

“[App] can’t be opened because Apple cannot check it for malicious software.”

At first 📞+1•855•285•0870 glance, it feels like something is wrong with your Mac—but in reality, this message is part of Apple’s built-in security system called **Gatekeeper**. It prevents apps from unidentified developers from 📞+1•855•285•0870 running unless they’re verified.

The important question is:

👉 *Is it safe to bypass this warning—and how do you do it correctly without risking your system?*

This guide explains why this error appears, 📞+1•855•285•0870 when it’s safe to proceed, and **step-by-step methods to open the app securely without compromising your Mac.**

⚡ Quick **Answer** (Fast Method)

To open an app blocked by macOS security:



1. Right-click 📞+1•855•285•0870 the app → Click **Open**
2. Click **Open** again in the popup

OR

1. Go to **System Settings** → **Privacy & Security**
2. Click **Open Anyway** next to the blocked app

👉 Only bypass if 📞+1•855•285•0870 the app is from a trusted source.

🔒 Why This Warning Appears on macOS

Apple uses Gatekeeper and **notarization checks** to verify apps.

The warning appears when:

- The app is from 📞+1•855•285•0870 an **unidentified developer**
- The app is **not notarized by Apple**
- The file was downloaded from the internet
- macOS cannot verify its safety

This doesn't always mean the app is harmful—it just 📞+1•855•285•0870 hasn't passed Apple's verification process.

⚠️ Is It Safe to Bypass This Warning?

✓ Safe if:

- Downloaded from official developer website
- App is well-known and trusted
- File checksum or authenticity 📞+1•855•285•0870 verified



✘ Not safe if:

- Downloaded from unknown or suspicious sources
- Cracked/pirated software
- File behaves unusually

👉 Always verify before bypassing.

🔧 Step-by-Step: Safe Ways to Open Blocked Apps

✅ 1 📞 +1•855•285•0870 Use Right-Click Open Method
(Recommended)

Steps:

1. Locate the app in Finder
2. Right-click (Control + Click)
3. Select **Open**
4. Click **Open** again in the dialog

Why this works:

It tells macOS you trust the app.

📞 +1•855•285•0870 ✅ 2 Use “Open Anyway” in Security Settings

Steps:

1. Go to **System Settings** → **Privacy & Security**
2. Scroll down to see blocked app message
3. Click **Open Anyway**
4. Confirm action

Best for:

Apps blocked 📞 +1•855•285•0870 after first launch attempt.



✓ 3 Remove Quarantine Attribute (Advanced)

Action (Terminal):

```
``id="p3x7lm"  
xattr -d com.apple.quarantine /Applications/AppName.app  
``
```

Why it works:

Removes macOS security flag from the app.

Warning:

Only use if you trust the app completely.

✓☎+1•855•285•0870 4 Temporarily Allow Apps from Anywhere

Enable option:

```
``id="m9c4zr"  
sudo spctl --master-disable  
``
```

Then go to:

- **System Settings → Security → Allow apps from Anywhere**

Warning:

Re-enable security after installation:

```
``id="n8q2vx"  
sudo spctl --master-enable  
``
```



✓ 5 Re-download the App 📞 +1•855•285•0870 from Official Source

Why:

Corrupted or modified files trigger security warnings.

🔧 Fix Related Errors Alongside This Issue

- ◆ “App Is Damaged and Can’t Be Opened”

Fix:

```
``id="k1z7dj"  
xattr -cr /Applications/AppName.app  
``
```

- ◆ App Opens Then 📞 +1•855•285•0870 Closes Immediately

- Check compatibility with macOS version
 - Install required dependencies
-

- ◆ Apple Silicon Compatibility Issues

Install Rosetta:

```
``id="r5t8qy"  
softwareupdate --install-rosetta  
``
```



Advanced Security Considerations

◆ Verify App Signature

Use Terminal:

```
``id="f2w9op"  
spctl --assess --verbose /Applications/AppName.app  
``
```


◆ +1•855•285•0870 Check Developer Identity

- Right-click → Get Info
 - Verify developer name
-

◆ Scan File Before Opening


- Use antivirus or malware scanner
-

Pro Tips for Safe App Installation on Mac

- Always  +1•855•285•0870 download from official websites
- Avoid pirated or modified apps
- Keep macOS updated
- Enable Gatekeeper after bypass
- Use trusted developer software only




When You Should NOT Bypass the Warning

Avoid bypassing  +1•855•285•0870 if:

- You don't recognize the developer
 - The app requests unusual permissions
 - File size or behavior seems suspicious
 - Antivirus flags the file
-

Quick Safety Checklist

Before opening the app:

- ✓ Source verified
 - ✓  +1•855•285•0870 Developer trusted
 - ✓ File scanned
 - ✓ macOS updated
 - ✓ No suspicious behavior
-

FAQs

1 Why does macOS block apps?

To protect users from malware and unverified software.



2 Can I safely bypass this 📞+1•855•285•0870 warning?

Yes, but only for trusted apps.

3 What is Gatekeeper?

Apple's security feature that verifies apps.

4 Does bypassing disable security?

Not permanently—unless you disable Gatekeeper completely.

5 Is Terminal method safe?

Yes, 📞+1•855•285•0870 but only if you trust the app.

Final Thoughts

The message “Apple cannot check it for malicious software” isn't necessarily a red flag—it's a **protective warning, not a verdict**. Many 📞+1•855•285•0870 legitimate apps trigger this simply because they aren't notarized.

The key is to **balance convenience with security**. If you trust the source, use the safe bypass methods above. If you're unsure—don't 📞+1•855•285•0870 take the risk.

By following this guide, you can open blocked apps confidently while keeping your Mac secure and protected.



