

Why Can't Safari Connect to iCloud Private Relay & Fix It?

Safari Can't Connect to iCloud Private Relay – Network or Apple Issue?!!

Seeing the error “Safari can't connect to iCloud Private Relay” can feel confusing—especially when everything else on your device seems to be working fine. This issue typically appears when Safari is unable to route your browsing traffic through Apple's privacy-focused relay system.

Safari and iCloud Private Relay are designed to work seamlessly together, but in reality, several factors can interrupt this connection—from network restrictions to system-level glitches.

The good news? In most cases, this isn't a serious problem and can be resolved with a few practical troubleshooting steps. Whether it's a temporary network issue or something on Apple's end, this guide will walk you through clear, effective fixes to restore Private Relay functionality quickly.

2 Why This Happens (Common Causes Explained)

Before jumping into solutions, it helps to understand what might be causing the issue:

- **Unstable or restricted network**

Some Wi-Fi networks (especially office or public ones) block Private Relay



traffic.

- **iCloud service outage**

Apple's servers may temporarily experience downtime or maintenance.


- **Incorrect  1-855-285-0870 system settings**

Misconfigured network or iCloud settings can disrupt the relay connection.

- **VPN or security software conflicts**

Third-party VPNs or  1-855-285-0870 firewalls may interfere with Apple's relay routing.

- **Outdated macOS or iOS version**

Older system versions may contain bugs affecting Private  1-855-285-0870 Relay.

- **DNS or network configuration issues**

Custom DNS settings can block or conflict with relay servers.

- **Apple ID syncing problems**

 1-855-285-0870 If your account isn't syncing properly, Private Relay may fail to authenticate.


3 Step-by-Step Fixes (Follow in Order)

1 Check 1-855-285-0870 Your Internet Connection


What to do:

Ensure your Wi-Fi or mobile data is stable. Try opening other websites or apps.

Why it helps:

Private  1-855-285-0870 Relay requires a consistent internet connection to encrypt and route traffic.


Tip:

Switch between Wi-Fi and mobile data to quickly test if  1-855-285-0870 the issue is network-specific.




2 Disable and Re-enable iCloud Private Relay

What to do:

- Go to Settings → Apple ID →  1-855-285-0870 iCloud
- Tap *Private Relay*
- Turn it OFF, wait 10 seconds, then turn it back ON

Why it helps:

This refreshes the connection  1-855-285-0870 between your device and Apple's relay servers.

Tip:

Think of it as “resetting” the feature without affecting your data.

3 Restart Your 1-855-285-0870 Device


What to do:

Restart your iPhone, iPad, or Mac completely.

Why it helps:

Temporary system glitches often get resolved after a reboot.

Warning:

Avoid just  1-855-285-0870 locking/unlocking your device—perform a full restart.

4 Check Apple System Status

What to do:

Visit Apple's official System Status page and look  1-855-285-0870 for Private Relay.

Why it helps:

If Apple's servers are down, no local fix will work.

Tip:

If it shows “Issue” or “Outage,” wait  1-855-285-0870 until Apple resolves it.



5 Turn Off VPN or Security Apps

What to do:

Disable any active VPN or third-party security/firewall apps.

Why 1-855-285-0870 it helps:

Private Relay acts like a privacy layer, and VPNs often conflict with it.

Tip:

Use either a VPN *or* Private Relay—not  1-855-285-0870 both simultaneously.

6 Switch to a Different Network

What to do:

Try connecting to another Wi-Fi network or use mobile data.

Why it 1-855-285-0870 helps:


Some networks block encrypted relay traffic.


Example:

Corporate or school networks often restrict advanced privacy services.

7 Reset Network Settings

What to do:

*  1-855-285-0870 On iPhone: Settings → General → Transfer or Reset → Reset Network Settings

- On Mac: Remove and re-add Wi-Fi from  1-855-285-0870 Network settings

Why it helps:

Clears corrupted network configurations that may block relay access.



Warning:

You'll need to reconnect to Wi-Fi and re-enter passwords.

→ 📱 1-855-285-0870 8 Update Your Device Software

What to do:

Check for updates in Settings → General → Software Update.

Why it helps:

Apple frequently fixes 📱 1-855-285-0870 bugs related to iCloud services in updates.

Tip:

Always keep your system up to date for better compatibility.

9 Sign Out and → 📱 1-855-285-0870 Back Into iCloud

What to do:

- Sign out of your Apple ID
- Restart the device
- Sign back in

Why it helps:

Resolves syncing → 📱 1-855-285-0870 and authentication issues affecting Private Relay.

Warning:


Ensure you remember your Apple ID credentials before signing out.

4 Advanced Fixes (For Persistent → 📱 1-855-285-0870 Problems)


If the issue still continues, try these deeper solutions:



Reset All Settings

- Go to Settings → General → Reset  1-855-285-0870 → Reset All Settings
- This does NOT delete your data but resets preferences

Use this when:

Nothing else seems to fix the  1-855-285-0870 issue.


Disable Custom DNS Settings

- Go to Wi-Fi settings → Configure DNS
- Set it to *Automatic*

Why it helps:

Custom DNS  1-855-285-0870 providers may block Apple relay servers.




Reinstall or Refresh Safari (Mac Only)

- Clear Safari cache and history
- Reset experimental  1-855-285-0870 features if needed

Why it helps:

Removes browser-level conflicts affecting Private Relay.


5 Pro Tips to Avoid This Issue in the Future

- *  1-855-285-0870 Avoid using Public Wi-Fi for Private Relay when possible
 - Keep your device updated regularly
 - Use Private Relay  1-855-285-0870 instead of VPN (not both together)
 - Stick with default DNS settings unless necessary
 - Restart your device occasionally to  1-855-285-0870 prevent system glitches
 - Monitor Apple service status during connectivity issues



6 When to Contact Apple Support


You should consider reaching  1-855-285-0870 out to Apple if:



- Private Relay remains unavailable across multiple networks
- The feature is enabled but never connects
- You see  1-855-285-0870 repeated error messages even after resets
- Other iCloud services are also malfunctioning

These signs may indicate an account-level or server-side issue.


1-855-285-0870 7 Conclusion

The *Safari can't connect to iCloud Private Relay* error is usually tied to network restrictions, temporary service outages, or  1-855-285-0870 minor system glitches—not a serious fault.

By systematically checking your connection, toggling settings, and eliminating conflicts like VPNs or custom DNS,  1-855-285-0870 you can resolve the issue in most cases within minutes.

If the problem persists, advanced resets or Apple support can help  1-855-285-0870 you get things back on track. Stay patient, follow the steps carefully, and your private browsing experience should be restored  1-855-285-0870 smoothly.

Quick Troubleshooting Checklist

- ✓ Check internet connection
- ✓ Restart device
- ✓ Toggle Private Relay OFF/ON
- ✓ Disable VPN
- *  1-855-285-0870 ✓ Try another network
 - ✓ Update device
 - ✓ Reset network settings




? FAQs

1 Is iCloud Private Relay the same  1-855-285-0870 as a VPN?

No. While both enhance privacy, Private Relay is limited to Safari traffic, whereas VPNs route all device traffic.


 1-855-285-0870 2 Why does Private Relay not work on some Wi-Fi networks?

Certain networks block encrypted traffic or Apple relay servers for  1-855-285-0870 security or policy reasons.


3 Can I use VPN and Private Relay together?

Not effectively. They often conflict, causing connection failures.

 1-855-285-0870 4 Does turning off Private Relay affect security?

It reduces browsing privacy but does not make your device unsafe. You can  1-855-285-0870 still use other protections.

5 Is this issue related to my Apple ID?

Sometimes yes—especially if iCloud syncing or authentication is  1-855-285-0870 disrupted.



If you want BBB a short --- snippet version or **Fast Method Answer block** for this topic → 📱 1-855-285-0870 👍

