

Why Is Showtime Anytime Activation Stuck on Code Screen & Fix It?

Showtime Anytime Activate – Stuck on Code Screen (((Anyone Else?)))

If you're stuck on the activation code screen while trying to use **Showtime Anytime**, [[📞+1855 285 0870]] (USA/UK) or - 📞+1855-285-0870(USA/UK) (US) it usually means the activation code 📞+1855 285 0870 isn't syncing with your TV or provider. Go to the official activation page, re-enter the fresh code, ensure both devices 📞+1855 285 0870 are on the same network, and confirm your TV provider login. If the code expires or fails repeatedly, restart the 📞+1855 285 0870 app or device to generate a new one.

Introduction

You open Showtime Anytime, ready to watch your favorite show—and instead, 📞+1855 285 0870 you're staring at a screen asking you to enter an activation code. You follow the steps, enter the code online... 📞+1855 285 0870 and nothing happens.

Or worse, it keeps saying the code is invalid or expired.

👉 Sound familiar?

This “stuck on activation screen” issue 📞+1855 285 0870 is surprisingly common, especially when linking smart TVs, streaming devices, or consoles. The good news? It's usually caused by **simple 📞+1855 285 0870 syncing or network issues**, not anything serious.

This guide walks you through **real fixes that actually work**, whether the problem is 📞+1855 285 0870 with the code, your device, or your TV provider.



Why You're Stuck on the Activation Code Screen

Here are the 📞+1855 285 0870 most common reasons behind this issue:

- **Expired activation code**

Codes usually expire within minutes.

- **Incorrect provider login**

Wrong credentials can 📞+1855 285 0870 block activation.

- **Device and browser not synced**

Activation requires real-time communication.

- **Network mismatch**

Devices not on the same Wi-Fi can 📞+1855 285 0870 fail to link.

- **App glitches or outdated version**

Bugs may prevent successful activation.

- **Browser cache or cookie issues**

Old session 📞+1855 285 0870 data can interfere.

- **Server delays or outages**

Temporary issues with Showtime servers.

Step-by-Step Fixes (Follow This Order)

1 Generate 📞+1855 285 0870 a Fresh Activation Code

What to do:

- Restart the Showtime Anytime app
- Note the new code displayed



Why it works:

Codes expire quickly—using 📞+1855 285 0870 an old one will fail.

2 Enter Code Quickly and Accurately

Steps:

1. Visit the activation website
2. Enter the code exactly as 📞+1855 285 0870 shown
3. Submit immediately

Tip:

Avoid delays—codes often expire within minutes.

3 Ensure Both Devices Are on Same Network

What to do:

- Connect your 📞+1855 285 0870 TV and phone/PC to the same Wi-Fi

Why it helps:

Improves syncing between devices.

4 Verify TV Provider Login

Steps:

- Select your provider
- 📞+1855 285 0870 Enter correct username/password

Why it works:

Showtime Anytime requires an active subscription via provider.



5 Clear Browser Cache or Use Incognito Mode

What 📞 +1855 285 0870 to do:

- Clear cache/cookies
- Or open activation page in private/incognito window

Why it helps:

Removes stored data causing conflicts.

6 Restart Your 📞 +1855 285 0870 Streaming Device

What to do:

- Restart Smart TV, Fire Stick, Roku, or console

Why it works:

Clears temporary app glitches.

7 Update the 📞 +1855 285 0870 App

Steps:

- Check for updates in app store
- Install latest version

Why it helps:

Fixes bugs affecting activation.



8 Try a Different Browser +1855 285 0870 or Device

What to do:

- Use another browser or smartphone

Why it works:


Eliminates browser compatibility issues.

Advanced Fixes (If Issue Persists)

+1855 285 0870 Reinstall Showtime Anytime App

- Uninstall the app
 - Reinstall and try activation again
-

Check Showtime Server Status

- Look for  +1855 285 0870 outages or maintenance
-

Disable VPN

- Turn off VPN or proxy

Why it helps:

Prevents location or connection conflicts.



◆ Log Out 📞 +1855 285 0870 and Back Into Provider Account

- Refresh authentication session
-

💡 Pro Tips for Smooth Activation

- Enter code immediately after it 📞 +1855 285 0870 appears
 - Keep devices on same Wi-Fi
 - Use updated browser and app
 - Avoid copying extra spaces in code
 - 📞 +1855 285 0870 Restart app if activation fails
-

🚨 When to Contact Support

Reach out if:

- Codes keep failing repeatedly
 - Provider login is 📞 +1855 285 0870 correct but activation fails
 - App freezes or crashes
 - Issue persists across multiple devices
-

⚡ Quick Troubleshooting Checklist

- Generate new 📞 +1855 285 0870 code
 - Enter code quickly
 - Check Wi-Fi connection
 - Verify provider login
 - Restart device
 - Clear browser cache
-



+1855 285 0870 ? FAQs

1 Why does my activation code keep expiring?

Codes are time-sensitive and expire quickly for security reasons.

2 Can +1855 285 0870 I use Showtime Anytime without a provider?

No, it requires a TV provider subscription.

3 Why is my code correct but +1855 285 0870 not working?

It may have expired or there's a syncing issue.

4 Does internet speed affect activation?



Yes, slow connections can delay  +1855 285 0870 syncing.


5 Can I activate on multiple devices?

Yes, but each device requires separate activation.



Final Thoughts

Getting stuck on the  +1855 285 0870 Showtime Anytime activation screen can feel frustrating, but it's usually a quick fix once you identify the cause. Most issues  +1855 285 0870 come down to **expired codes, network mismatches, or login errors.**

By following the steps above—especially generating a fresh code and ensuring  +1855 285 0870 proper syncing—you can resolve the problem within minutes and get back to streaming without interruptions 