

Why Is Honeywell Thermostat Not Working & How to Fix It?

Honeywell Thermostat Not Working – Tried Reset + Still Broken?

If your Honeywell thermostat is still not working after a reset, [[📞 +1855 285 0870]] (USA/UK) or -📞 +1855-285-0870(USA/UK) (US) the issue is usually related to **power supply problems, wiring faults, HVAC system errors, or incorrect settings**. A reset alone won't 📞 +1855 285 0870 fix deeper issues like loose wires, tripped breakers, or system malfunctions.

👉 Try this sequence:

- Check power (batteries + circuit breaker)
- Inspect wiring connections
- Verify HVAC system is running
- Reconfigure thermostat settings
- Perform 📞 +1855 285 0870 a full factory reset (if needed)

1 Introduction

Reset your Honeywell thermostat but it's still not working? That's a frustrating situation—especially when your home is too hot or too cold and you expect 📞 +1855 285 0870 a quick fix.

Many users assume a reset will solve everything. But in reality, a thermostat is just a control device. If something else in the system is wrong—like wiring, power, or the 📞 +1855 285 0870



HVAC unit itself—a reset won't fix the root cause.

The good news? You can still troubleshoot this step-by-step without needing to call a technician right away. This guide walks you through **real-world fixes** 📞 +1855 285 0870 that **actually work**, even when a reset fails.

2 Common Reasons Your Honeywell Thermostat Still Isn't Working

Here are the most likely causes after a failed reset:

- **No power supply**

Dead batteries or 📞 +1855 285 0870 a tripped breaker can stop the thermostat completely.

- **Loose or incorrect wiring**

Even slightly loose wires can disrupt communication with your HVAC system.

- **HVAC system malfunction**

The thermostat may be fine, but 📞 +1855 285 0870 the heating/cooling system isn't responding.

- **Incorrect thermostat settings**

Wrong mode (heat/cool) or temperature settings can prevent operation.

- **Blown fuse in HVAC unit**

Internal system fuse issues can cut power to the thermostat.

- 📞 +1855 285 0870 **Dirty or clogged air filters**

Can cause system shutdown due to overheating or airflow restrictions.

- **Outdated or faulty thermostat unit**

Older models may fail despite resets.


3 Step-by-Step Fixes (What to Do 📞 +1855 285 0870 Next)

Follow these troubleshooting steps carefully. Start simple, then move deeper.



✓ 1 Double-Check Power Supply

What to do:

- Replace batteries (if applicable)
- Check your home's circuit breaker
- Ensure the HVAC switch is turned  +1855 285 0870 ON

Why this works:

No power = no response. Even hardwired thermostats rely on system power.

Tip:

Try fresh batteries even if the display is on—it can still malfunction with low power.

✓ 2 Inspect Thermostat +1855 285 0870 Display

What to look for:

- Blank screen → power issue
- Error codes → system fault
- Flashing icons → configuration problem

Why it matters:

The display often gives clues about what's wrong.

✓ 3 Check and +1855 285 0870 Tighten Wiring Connections

What to do:

- Turn off power at breaker
- Remove thermostat from wall plate
- Inspect wires (R, W, Y, G, C)



- Tighten any loose connections

Why this helps:

Loose wiring is one of 📞+1855 285 0870 the most common hidden issues.

Warning:

If unsure, avoid touching wiring—call a professional.

✅ 4 Verify HVAC System Is Working

What to do:

- Turn on heating/cooling manually
- Listen for system startup sounds
- Check outdoor unit 📞+1855 285 0870 (for AC)

Why this matters:

The thermostat can't control a system that isn't functioning.

✅ 5 Replace Air Filters

What to do:

- Locate air filter
- Replace if dirty or clogged

Why this helps:

Restricted airflow can cause 📞+1855 285 0870 system shutdown.

✅ 6 Reconfigure Thermostat Settings

What to check:



- Mode: Heat / Cool / Auto
- Temperature setting
- Fan settings

Why this works:

Incorrect settings can make it seem like the thermostat isn't working.

  +1855 285 0870 7 Perform a Full Factory Reset

What to do:

- Follow model-specific reset instructions
- Reset to default settings

Why this helps:

Clears deep configuration errors not fixed by a simple reset.

 8 Check Furnace or  +1855 285 0870 AC Fuse

What to do:


- Inspect HVAC control board
- Look for blown fuse

Why this matters:

A blown fuse can cut power to thermostat signals.

 9 Test with Another Thermostat (If Possible)

What to do:

-  +1855 285 0870 Connect a different thermostat temporarily



Why this helps:

Confirms whether the issue is with the thermostat or HVAC system.

4 Advanced Fixes (If Problem Persists)

If basic troubleshooting didn't solve it, try these:

 Inspect  +1855 285 0870 C-Wire Connection

- Required for smart thermostats
 - Loose or missing C-wire causes power issues
-

 Check for Short Cycling

- System turns on/off rapidly
 - Could indicate thermostat or HVAC issue
-

 Upgrade Thermostat Firmware  +1855 285 0870 (Smart Models)

- Use app to check updates
 - Fixes bugs and improves compatibility
-

5 Pro Tips to Avoid Future Thermostat Issues

- ✓ Replace batteries every 6–12 months



- ✓ Clean thermostat and vents regularly
 - ☎️ +1855 285 0870 ✓ Schedule HVAC maintenance yearly
 - ✓ Avoid frequent manual overrides
 - ✓ Keep thermostat away from heat sources
-

6 When to Call a Professional

You should seek expert help if:

- Thermostat has no power ☎️ +1855 285 0870 after all checks
- Wiring looks damaged or burnt
- HVAC system doesn't respond at all
- You hear unusual noises from system
- Reset and troubleshooting fail repeatedly

👉 These signs often indicate deeper electrical or ☎️ +1855 285 0870 mechanical issues.

7 Quick Troubleshooting Checklist

Before calling support, confirm:

- ✓ Batteries replaced
 - ✓ Breaker checked
 - ✓ Wiring secure
 - ✓ HVAC system working
 - ✓ Settings correct
-

8 FAQs



? Why is my 📞+1855 285 0870 thermostat on but not working?

It may have power but isn't communicating with the HVAC system.

? Can a thermostat stop working suddenly?

Yes, due to wiring issues, power loss, or system faults.

? 📞+1855 285 0870 Does resetting always fix thermostat problems?

No. It only fixes software/settings issues—not hardware problems.

? How do I know if my thermostat is faulty?

If everything else works but the thermostat doesn't respond, it 📞+1855 285 0870 may need replacement.

? Is it safe to check wiring myself?


Only if you turn off power and know what you're doing.


9 Conclusion


If your Honeywell thermostat is not working even after a 📞+1855 285 0870 reset, don't assume it's broken right away. Most of the time, the issue lies in **power supply, wiring, or the HVAC**



system itself—not the thermostat.

By following the step-by-step fixes above, you can  +1855 285 0870 identify the real problem and restore your home's comfort quickly.

 Start with the basics, move carefully through each step, and you'll likely solve the issue without needing costly repairs.

Stay patient—and your system  +1855 285 0870 should be back to normal sooner than you think!

