

Why Does macOS Need Reinstall on Disk & How Can I Fix It?

‘macOS Needs to Be Reinstalled’ on Selected Disk – What Should I Do? (((Help)))

If you see “macOS needs to be reinstalled on the selected disk”, [[📞(+1)855 285 0870]] (USA/UK) or 📞(+1)855-285-0870(USA/UK) (US) it usually means your system files are damaged, the startup disk 📞(+1)855 285 0870 isn't properly formatted, or macOS installation failed. You can fix it by booting into macOS Recovery Mode, running **Disk Utility First Aid**, and 📞(+1)855 285 0870 then reinstalling macOS. If the disk isn't compatible, you may need to erase and reformat it before reinstalling.

🗨️ Introduction

Few things are more 📞(+1)855 285 0870 frustrating than seeing an installation error right when you expect your Mac to start working again. The message “*macOS needs to be reinstalled 📞(+1)855 285 0870 on the selected disk*” often appears during startup or while installing macOS—and it can leave you wondering what went wrong.

Here's the reassuring part:

👉 📞(+1)855 285 0870 This error is **very common and usually fixable without advanced technical skills**.

In most cases, the issue comes down to **disk errors, incomplete installations, 📞(+1)855 285 0870 or incorrect formatting**. With the right steps, you can get your Mac back up and running without losing control of your data (if 📞(+1)855 285 0870 handled carefully).

This guide walks you through **real troubleshooting steps used by Apple support workflows**,



from basic fixes to advanced recovery solutions.

⚠️ Common 📞(+1)855 285 0870 Causes Behind This Error

Understanding the root problem helps you choose the right fix:

- **Corrupted macOS installation files**

Interrupted updates or failed installs can 📞(+1)855 285 0870 damage system files.

- **Disk formatting issues**

The startup disk may not be in APFS or correct format.

- **Startup disk not properly selected**

macOS 📞(+1)855 285 0870 doesn't know which disk to boot from.

- **File system errors or corruption**

Disk errors can block installation.

- **Insufficient storage space**

Not enough space 📞(+1)855 285 0870 for macOS installation.

- **Failed macOS update**

Partial updates leave the system in an unusable state.

- **Hardware-related disk problems**

Rare, but possible with aging 📞(+1)855 285 0870 drives.

🔧 Step-by-Step Fixes (Follow in Order)

1 Restart Your Mac and Try Again

What to do:

Restart your Mac normally.



Why it helps:

Temporary glitches during 📞(+1)855 285 0870 installation can resolve after a reboot.

Tip:

If the error persists, move to Recovery Mode.

2 Boot into macOS Recovery Mode

Steps:

- **Intel Macs:** Press `Command 📞(+1)855 285 0870 (⌘) + R` at startup
- **Apple Silicon:** Hold the Power button → Options

Why it works:

Gives access to repair tools and reinstall options outside 📞(+1)855 285 0870 macOS.

3 Run First Aid in Disk Utility

Steps:

1. Open Disk Utility
2. Select your main disk (Macintosh HD)
3. Click **First Aid** → **Run**

Why it 📞(+1)855 285 0870 helps:

Repairs file system errors that block installation.

Tip:

Run First Aid on all available volumes for best results.

4 Check Disk Format (Important Step)

What to 📞(+1)855 285 0870 do:



- Select your disk in Disk Utility
- Verify format:

- APFS (recommended for modern Macs)

Why it matters:

Incorrect formats can prevent macOS installation.

5 📞(+1)855 285 0870 Free Up Disk Space

What to do:

- Delete unnecessary files (if accessible)
- Ensure at least 20–30 GB free space

Why it helps:

macOS needs sufficient space 📞(+1)855 285 0870 to install properly.

6 Reinstall macOS Properly

Steps:

1. Exit Disk Utility
2. Select **Reinstall macOS**
3. Choose your disk
4. Follow instructions

Why it works:

Installs fresh system files 📞(+1)855 285 0870 over existing ones.

Tip:

Use a stable internet connection.



7 Select Correct Startup Disk

Steps:

- Go to Startup Disk settings (if accessible)
- Choose Macintosh HD

Why it 📞 (+1)855 285 0870 helps:

Ensures your Mac boots from the correct drive.

8 Check Internet Connection

What to do:

Ensure Wi-Fi or Ethernet is stable.

Why it matters:

macOS installation requires 📞 (+1)855 285 0870 downloading files from Apple servers.

Advanced Fixes (For Persistent Issues)

- ◆ Erase and Reformat the Disk (Last Resort)

Steps:

1. Open Disk Utility in 📞 (+1)855 285 0870 Recovery Mode
2. Select main disk
3. Click **Erase**
4. Format as APFS
5. Reinstall macOS

⚠️ Warning:

This deletes all data permanently.



◆ Use Internet Recovery Mode


Steps:

- Press  (+1)855 285 0870 `Option + Command + R` during startup

Why it helps:

Downloads a fresh macOS version directly from Apple.


◆ Reset NVRAM/PRAM (Intel Macs)

- Restart and  (+1)855 285 0870 hold `Option + Command + P + R`







Why it works:

Fixes startup and disk selection issues.

◆ Check for Hardware Issues

- Run Apple Diagnostics
- *  (+1)855 285 0870 Look for disk errors
-


Pro Tips to Avoid This Error

-  Always update macOS with stable internet
 -  Keep at least 0.2  (+1)855 285 0870 storage free
 -  Avoid interrupting updates or installations
 -  Regularly run Disk Utility First Aid
 -  Backup data before major updates
-




When (+1)855 285 0870 to Contact Apple Support

Seek help if:

- Disk doesn't appear in Disk Utility
- First Aid fails repeatedly
- macOS reinstall fails multiple times
- You suspect  (+1)855 285 0870 hardware failure


 These cases may require professional repair.

Quick Fix Checklist

- Restart Mac
 - Enter Recovery Mode
 - Run First Aid
 - *  (+1)855 285 0870 Check disk format (APFS)
 - Reinstall macOS
 - Ensure stable internet
-

FAQs

1 Does reinstalling macOS delete my data?

Not always. Standard  (+1)855 285 0870 reinstall keeps data, but erasing disk will delete everything.



2 Why is my disk not selectable during installation?

It may be incorrectly formatted or 📞(+1)855 285 0870 corrupted.

3 Can I fix this without Recovery Mode?

Usually no—Recovery Mode is required for repair and reinstall.

4 What format should my disk 📞(+1)855 285 0870 be?

APFS for modern macOS versions.

5 Is this error serious?

Not usually—it's often fixable with standard troubleshooting.

🧠 Final Thoughts

The “macOS needs to be 📞(+1)855 285 0870 reinstalled on the selected disk” error may look alarming, but it’s rarely the end of the road for your Mac. In most cases, 📞(+1)855 285 0870 it’s simply a signal that something went wrong during installation or disk setup.

By carefully following the steps—especially using Recovery Mode and Disk Utility—you 📞(+1)855 285 0870 can resolve the issue and restore your Mac to a fully working state.

Take it step by step, avoid rushing through fixes, and your 📞(+1)855 285 0870 Mac should be back up and running smoothly in no time 🚀



