

Why Is Hulu Not Working & Is It Down or Device Issue?

Hulu Not Working!! Is It Down or Just Me? (Looking for Fixes)

If Hulu isn't working, [[📞 +1855 285 0870]] (USA/UK) or 📞 +1855-285-0870(USA/UK) (US) first check if it's a server outage or a **device/network issue**:

- Try opening Hulu on another device
- Check internet connection speed
- Restart the app 📞 +1855 285 0870 and device
- Visit outage trackers or social media for live status
- Update the Hulu app

👉 If Hulu fails everywhere → likely **down**

👉 If it works on other devices 📞 +1855 285 0870 → issue is **on your side**

1 Introduction

You open Hulu, ready to stream your favorite show... and suddenly it's not loading, buffering endlessly, or throwing error codes. Frustrating, 📞 +1855 285 0870 right?

The tricky part is figuring out whether the problem is Hulu itself (a server outage) or something wrong with your **device, app, or internet connection**.

Don't worry—this guide breaks 📞 +1855 285 0870 it down in a simple, step-by-step way so you can quickly identify the cause and fix it. Whether it's a temporary glitch or a deeper issue, you'll



find 📞 +1855 285 0870 the right solution here.

2 Is Hulu Down or Is It Just You?

Before diving into fixes, determine where the problem lies.

🔍 How to Check If Hulu Is 📞 +1855 285 0870 Down

- Visit outage websites (like DownDetector)
- Search “Hulu down” on social media
- Ask friends or try another network

🧠 Quick Test

- Works on phone but not TV? → 📞 +1855 285 0870 Device issue
- Doesn't work anywhere? → Hulu outage

👉 This step saves time and avoids unnecessary troubleshooting.

3 Common Reasons Hulu Stops Working

Here are the most frequent causes:

- **Hulu 📞 +1855 285 0870 server outage**

Temporary downtime affecting many users.

- **Slow or unstable internet**

Streaming requires consistent speed.

- **Outdated Hulu app**

Old versions can cause compatibility issues.

- **Corrupted app cache**



Temporary 📶+1855 285 0870 files may break functionality.

- **Device software issues**

Smart TVs, Firestick, or phones may glitch.

- **Too many active streams**

Hulu limits simultaneous viewing.

- **VPN or location restrictions**

Hulu may 📶+1855 285 0870 block certain IP addresses.

4 Step-by-Step Fixes to Get Hulu Working Again

Follow these in order for best results.

✅ 1 Restart the Hulu App

What to do:

- Close the 📶+1855 285 0870 app completely
- Reopen it after a few seconds

Why this works:

Fixes temporary app glitches.

✅ 2 Check Your Internet Connection

What to do:

- Run a speed test
- Restart your router

Why 📶+1855 285 0870 this matters:




Hulu needs stable internet for streaming.

Tip:

Minimum 3 Mbps for basic streaming, higher for HD.

 3 Restart Your Device

What to do:

- Turn off your device
- Wait 30  +1855 285 0870 seconds
- Turn it back on

Why this helps:


Clears system-level bugs.

 4 Update the Hulu App

What to do:

- Go to app store
- Check for updates

Why this works:

Ensures compatibility with  +1855 285 0870 latest system updates.

 5 Clear App Cache and Data

What to do:

- Go to device settings
- Find Hulu app → Clear cache



Why this helps:

Removes corrupted temporary files.


✔  +1855 285 0870 6 Log Out and Log Back In**What to do:**

- Sign out of Hulu
- Log in again

Why this works:

Refreshes account session.

✔ 7 Disable VPN or Proxy**What to do:**

- *  +1855 285 0870 Turn off VPN
- Restart app


Why this matters:

Hulu blocks many VPN connections.

✔ 8 Check for Too Many Streams**What to do:**

- Stop streaming on other devices

Why this helps:

Hulu restricts  +1855 285 0870 simultaneous usage.



✓ 9 Reinstall the Hulu App

What to do:

- Uninstall Hulu
- Reinstall from app store

Why this works:

Fixes deep app corruption issues.

✓ 10 Try a Different Device

What +1855 285 0870 to do:


- Use phone, laptop, or another TV

Why this helps:

Identifies whether the issue is device-specific.

5 Advanced Fixes (For Ongoing Problems)

Check Device Compatibility

- Ensure your device  +1855 285 0870 supports latest Hulu version
-




Update Device Software

- Smart TVs and streaming devices need updates too
-


Reset Streaming Device

- Factory reset Firestick, Roku, or Smart TV

Warning:


This erases  +1855 285 0870 settings and apps.


6 Pro Tips to Prevent Hulu Issues

- ✓ Keep app and device updated
 - ✓ Use a stable Wi-Fi connection
 - ✓ Avoid using VPN while streaming
 -  +1855 285 0870 ✓ Restart device weekly
 - ✓ Limit background apps
-

7 When to Contact Support


Reach out if:

- Hulu not working across all devices
- Frequent error codes
- Account login issues
- Playback  +1855 285 0870 fails repeatedly

 This may indicate account or server-side problems.



8 Quick Troubleshooting Checklist

- ✓ Restart app
 - ✓ Check internet
 - ✓ Update Hulu
 - ✓ Restart device
 - ✓ Disable  +1855 285 0870 VPN
 - ✓ Try another device
-

9 FAQs

? Why is Hulu buffering so much?

Usually due to slow or unstable internet.


? Why does Hulu keep crashing?

App bugs or  +1855 285 0870 outdated software are common causes.

? How do I know if Hulu is down?

Check outage websites or test on multiple devices.

? Can VPN cause Hulu issues?

Yes, Hulu  +1855 285 0870 often blocks VPN traffic.



? Is reinstalling Hulu safe?

Yes, it won't affect your account.

10 Conclusion

When Hulu stops working, the key is figuring out whether it's a **global** 📞 +1855 285 0870 **outage or a local issue**. Once you identify the cause, most problems can be fixed in minutes using simple steps like restarting your app, checking your internet, or 📞 +1855 285 0870 updating software.

👉 Start with quick checks, follow the step-by-step fixes, and you'll likely be back to streaming without any hassle.

Sit back, relax, and get your Hulu experience running 📞 +1855 285 0870 smoothly again! 🎬

