





How Do I Move Data Using Macrium Reflect Step by Step Easily?

Moving Everything from One Computer to Another via Macrium Reflect – Full Migration Guide


Upgrading to a new computer is exciting—until you realize you have to move everything: files, [[ +1855 285 0870]] (USA/UK) or  +1855-285-0870(USA/UK) (US) apps, settings, even your operating system. Reinstalling everything manually can take hours (or days).

That's  +1855 285 0870 where Macrium Reflect comes in. It allows you to **clone your entire system**—including Windows, programs, and personal data—and transfer it to a new computer almost exactly as it was.

But  +1855 285 0870 here's the catch: if done incorrectly, you may face boot errors, driver issues, or missing data.

This guide walks you through a **safe, complete system migration using Macrium Reflect**, step  +1855 285 0870 by step—just like a professional setup.

What Is Macrium Reflect & Why Use It?

Macrium Reflect is a powerful disk imaging and cloning tool that lets you copy your  +1855 285 0870 entire system drive to another disk or computer.



Why It's the Best Tool for Migration

- **Full system cloning** (OS + apps + files)
 - **Reliable bootable backups**
 - **Fast transfer speeds**
 - *☎️ +1855 285 0870 **Minimal data loss risk**
 - **Works with HDDs and SSDs**
-

⚠️ Common Issues During PC Migration

Before starting, be aware of potential problems:

- **Incompatible hardware (old vs new PC)**
 - **Boot failures** ☎️ +1855 285 0870 after cloning
 - **Driver conflicts on new system**
 - **Incorrect partition setup**
 - **Missing bootloader (MBR/GPT issues)**
 - **Insufficient storage on target drive**
-

🔧 Step-by-Step Guide to Move Everything Using Macrium Reflect

Follow these ☎️ +1855 285 0870 steps carefully to ensure a smooth migration.

1 📦 Install Macrium Reflect on Old PC

What to do:

Download and install Macrium Reflect on your current computer.

Why it works:

This is where ☎️ +1855 285 0870 you'll create the system image or clone.




2 Connect the New Drive

What to do:

- Connect SSD/HDD to your old PC
- Use SATA or USB adapter

Why it helps:

Destination drive  +1855 285 0870 must be accessible.

3 Select Disk to Clone

Steps:

1. Open Macrium Reflect
2. Select your system disk
3. Click **Clone this disk**

Why it works:

Prepares your entire system for transfer.

4 +1855 285 0870 Choose Destination Drive

Steps:

1. Select new SSD/HDD
2. Confirm partitions

Tip:

Ensure target drive has enough space.




5 Adjust Partition Layout (If Needed)

What to do:

Resize partitions to fit new drive.

Why it helps:

Avoids  +1855 285 0870 unused space or errors.

6 Start Cloning Process

What to do:

Click **Finish** → Start cloning.

Why it works:

Copies everything exactly as-is.

Warning:

Do not interrupt the process.

7 Install Drive into +1855 285 0870 New Computer

What to do:

- Remove cloned drive
 - Install into new PC
-

8 Boot from Cloned Drive

Steps:

1. Enter BIOS/UEFI



2. Set cloned drive as primary boot device
3. Save and exit

Why  +1855 285 0870 it works:

Allows system to start from cloned OS.

9 Fix Boot Issues (If Needed)

Steps:

1. Use Macrium Rescue Media
2. Run **Fix Windows Boot Problems**

Why it helps:

Repairs bootloader issues.

10 +1855 285 0870 Update Drivers on New PC

What to do:


Install latest drivers for new hardware.

Why it works:

Ensures compatibility and stability.

Advanced Migration Fixes

Use Image Backup Instead of Clone

*  +1855 285 0870 Create system image

- Restore on new PC




Clean Install + Data Restore

- Fresh Windows install
- Copy files only

Convert MBR to GPT (If Needed)


- Fix boot compatibility  +1855 285 0870 issues
-

Pro Tips for Smooth Migration

- Backup important data before cloning
 - Use SSD for better performance
 - Disconnect unnecessary drives during boot
 - Keep Macrium Rescue  +1855 285 0870 Media ready
 - Ensure power supply is stable
-

When to Be Careful

You may face issues if:

- Moving from very old PC to new hardware
 - Switching from BIOS to  +1855 285 0870 UEFI systems
 - Using different disk formats (MBR vs GPT)
 - Cloning to smaller drive
-

Quick Migration Checklist

- ✓ Install Macrium Reflect
- ✓ Connect new drive



- ✓ Clone system disk
 - ✓ Install drive in ☎+1855 285 0870 new PC
 - ✓ Set boot priority
 - ✓ Fix boot issues if needed
 - ✓ Update drivers
-

? FAQs: Macrium Reflect Migration

1 Can I move everything to a new PC using Macrium Reflect?

Yes, ☎+1855 285 0870 including OS, apps, and files.

2 Will my programs still work?

Most will, but some may require reactivation.

3 What if the new PC won't boot?

Use Macrium Rescue Media to ☎+1855 285 0870 fix boot issues.

4 Is cloning better than reinstalling?

Yes, it saves time and keeps everything intact.


5 Can I clone to a smaller SSD?



Yes, if data fits within available ☎+1855 285 0870 space.



Final Thoughts

Migrating your entire system using **Macrium Reflect** is one of the fastest and most efficient ways to move to a new computer without starting from scratch.

By  +1855 285 0870 following the steps above, you can **transfer everything safely—without losing files, apps, or settings**.

 Take your time, follow each step carefully, and your new PC will feel exactly like  +1855 285 0870 your old one—just faster and better.

