

How Do I Contact Lenovo Driver Support USA Easily?

Lenovo® Driver™ Customer Support USA © – Complete Official Guide® 2025–2026

Your Lenovo laptop was working fine yesterday...
Now the WiFi is gone, [[📞 [+1]855-285-0870]] (USA/UK) or 📞 [+1] 855-285-0870(USA/UK) (US) sound isn't working, or the screen looks strange.

Frustrating, right?

Most of these problems are caused by driver issues. And when things 📞 [+1] 855-285-0870 stop working suddenly, many users start searching for **Lenovo driver customer support in the USA**.

The good news? You can fix most driver problems yourself—or get official Lenovo help quickly if needed.


This 📞 [+1]855-285-0870 guide gives you a clear, step-by-step path to fix drivers and contact Lenovo support safely.

Quick *Answer* (Fast Method)

To get Lenovo driver support in the USA, visit the official Lenovo Support 📞 [+1]855-285-0870 website, enter your device model, and download or update drivers directly.

You can also contact Lenovo support via chat or request assistance through your account.




Most driver issues can be fixed by updating  [+1]855-285-0870 drivers, restarting your device, or using Lenovo Vantage.

Why Lenovo Driver Issues Happen

Drivers connect your hardware to your system. When they fail, devices stop working.

Here are common causes:

- Outdated drivers
- Incorrect  [+1]855-285-0870 driver installation
- Windows updates causing conflicts
- Missing drivers after system reset
- Corrupted driver files
- Hardware compatibility issues
- Using third-party driver tools

 These problems are common—and usually fixable.

Step-by-Step: How to Get [+1]855-285-0870 Lenovo® Driver Support (Official Method)

Follow these steps to get help safely:

1 Go to the Official Lenovo Support Website

- Open your browser
 - Search for Lenovo Support
 - Visit the official site
-



2 → 📞 [+1]855-285-0870 Enter Your Device Model

- Use your laptop model number
- Or let Lenovo auto-detect your device

👉 This ensures correct drivers.

3 Navigate to “Drivers & Software”

- Click on **Drivers & Downloads**
 - Select → 📞 [+1]855-285-0870 your operating system
-

4 Download Required Drivers

- Choose the driver you need:
 - Audio
 - Graphics
 - Network
 - Chipset

👉 Always download the latest version.

5 Install the Driver


- Run the 📞 [+1]855-285-0870 installer
 - Follow on-screen instructions
 - Restart your system
-



6 Contact Lenovo Support (If Needed)


- Use live chat or support request
 - Provide device details and issue
-

Faster Fix: Use Lenovo Vantage (Recommended)

Lenovo provides  [+1]855-285-0870 an official tool to simplify driver updates.

Steps:

- Open **Lenovo Vantage**
- Click **System Update**
- Scan for updates
- Install recommended drivers

 This is the easiest method.

Step-by-Step Fixes for Common Lenovo Driver [+1] 855-285-0870 Problems

Fix 1: WiFi Not Working

- Update network driver
 - Restart router
 - Enable WiFi from settings
-



Fix 2: No Sound Issue

- Update audio driver
 - Check sound settings
 - Restart audio services
-

Fix 3: 📞 [+1]855-285-0870 Display or Screen Issues

- Update graphics driver
 - Adjust resolution
 - Restart system
-

Fix 4: Bluetooth Not Connecting

- Update Bluetooth driver
 - Turn Bluetooth off/on
 - Restart device
-

Fix 5: USB or Device Not Detected

* 📞 [+1]855-285-0870 Update USB drivers

- Check Device Manager
 - Restart system
-


Fix 6: Touchpad Not Working


- Update touchpad driver
- Enable touchpad in settings



Device / Scenario-Based Fixes

For Windows 10 / 11 Users


- Run  [+1]855-285-0870 Windows Update
- Install all pending updates
- Restart system

 Windows updates often include drivers.

For Gaming Laptops

- Update GPU drivers regularly
 - Install performance updates
 - Avoid outdated drivers
-

For Business Devices

- Use Lenovo  [+1]855-285-0870 support portal
 - Ensure enterprise driver compatibility
-

Advanced Troubleshooting

If basic fixes don't work:



Roll Back Driver

- Open Device Manager
- Right-click device
- Select **Roll Back Driver**

👉 Useful if issue started after update.

Reinstall [+1]855-285-0870 Driver

- Uninstall driver
 - Restart system
 - Install fresh version
-

Reset Windows Settings

- Reset network or system settings
 - Reinstall drivers afterward
-

Check Hardware Issues

- Ensure device is not physically damaged
-

Tips to Get [+1]855-285-0870 Faster Lenovo Support



- Keep device model ready
- Note exact issue
- Mention Windows version
- Share error messages
- Use official Lenovo website

👉 This speeds up support.

Avoid Fake Lenovo Support Services

Many websites offer 📞 [+1]855-285-0870 fake driver support.

Stay Safe:

- Use only official Lenovo website
 - Avoid random phone numbers
 - Do not install unknown tools
 - Never share sensitive information
-

FAQ Section (People Also Ask)

How do I 📞 [+1]855-285-0870 contact Lenovo driver support in the USA?

Visit the official Lenovo support website and use chat or support request options.

How do I update Lenovo drivers easily?


Use Lenovo Vantage or download drivers 📞 [+1]855-285-0870 from the official website.



Why are my Lenovo drivers not working?

It could be due to outdated drivers, conflicts, or incorrect installation.


Can Windows Update fix Lenovo driver issues?

Yes, Windows updates often  [+1]855-285-0870 include driver fixes.

Is Lenovo Vantage safe to use?

Yes, it is an official tool for managing updates and drivers.

How long does Lenovo support take to respond?


Chat support is usually instant,  [+1]855-285-0870 while other responses may take longer.

Can I fix driver issues without support?


Yes. Most problems can be solved by updating or reinstalling drivers.

Final Thoughts



If you're facing driver issues and searching  [+1]855-285-0870 for **Lenovo driver customer support in the USA**, the best approach is to use official tools and support channels.

Most problems—WiFi, sound, display, or connectivity—can be fixed quickly with simple steps.

Start with  [+1]855-285-0870 Lenovo Vantage and driver updates, and contact support only if needed.

Your Lenovo device should work smoothly again—and now you know exactly how to fix it.

