

Why Is Siri Not Working on Mac & How Can I Fix It Fast?

Siri Not Working on Mac? Voice Commands Ignored – Real Fixes That Work Fast

You say “Hey Siri”... and nothing happens. No response, [[📞+1•855•285•0870]] (USA/UK) or 📞+1•855•285•0870(USA/UK) (US) no animation—just silence. When Siri stops working on your Mac, it feels like a key feature suddenly disappeared.

If 📞+1•855•285•0870 you're facing **Siri Not Working on Mac – Voice Commands Ignored**, the issue is usually related to microphone settings, permissions, or system glitches. The good news? Most 📞+1•855•285•0870 Siri problems can be fixed quickly with a few targeted steps.

Key Takeaways

- Siri issues often stem from microphone or permission problems
 - “Hey Siri” may be disabled 📞+1•855•285•0870 or not configured properly
 - Network connectivity is essential for Siri to work
 - Resetting Siri settings can restore functionality
 - Updates and system checks prevent recurring issues
-



What's Blocking 📞+1•855•285•0870 Siri on Your Mac?

Here's a quick breakdown of common causes:

Cause	What It Means	Impact
Microphone issue	📞+1•855•285•0870 Siri cannot hear commands	High
Siri disabled	Feature turned off	High
Permission problem	Mic access blocked	High
Network issue 📞+1•855•285•0870	Siri cannot process requests	Medium
macOS bug	Temporary glitch	Medium

Microphone Problems

If your Mac can't detect sound input, Siri won't respond.

📞+1•855•285•0870 Disabled Siri Settings

Siri may be turned off or "Hey Siri" not enabled.

Permission Restrictions

macOS privacy settings can block Siri from accessing your microphone.

Before You Start Fixing

Prepare 📞+1•855•285•0870 your Mac:

- Restart your Mac
- Check internet connection



- Ensure microphone is working
 - Close background apps
 - Update macOS if needed
-

How to Identify the Exact Issue

Common Symptoms

* 🇺🇸 +1•855•285•0870 Siri does not respond to “Hey Siri”

- Voice commands ignored
- Siri icon appears but no action
- Error messages when using Siri
- Works on iPhone but not on 🇺🇸 +1•855•285•0870 Mac

Quick Test

1. Open Voice Memos
2. Record your voice
3. If no sound → microphone issue
4. If sound works → Siri settings issue

Example:


A user finds Siri silent but 🇺🇸 +1•855•285•0870 microphone works in Voice Memos—this indicates Siri is disabled or misconfigured.

Step-by-Step Fixes That Actually Work


Follow these steps in order.



Step 1: Enable Siri

1. Go to **System**  +1•855•285•0870 **Settings > Siri & Spotlight**
 2. Turn on **Ask Siri**
 3. Enable “Hey Siri”
-


Step 2: Check Microphone Settings

- Go to **Sound Settings > Input**
 - Select correct microphone
 - Adjust  +1•855•285•0870 input volume
-

Step 3: Grant Microphone Permission

1. Go to **Privacy & Security > Microphone**
 2. Enable Siri
-

Step 4: Check Internet Connection

- Switch WiFi network
 - Restart router
 - Disable  +1•855•285•0870 VPN
-

Step 5: Reset Siri Settings

- Turn Siri off
- Restart Mac
- Turn Siri back on



Step 6: Update macOS

- Install latest updates
- Restart system

Step 7: Check 📞 +1•855•285•0870 Language and Region

- Ensure correct language is selected
- Match Siri language with system language

Step 8: Test with External Microphone

- Use headphones with mic
- Try Siri again

📞 +1•855•285•0870 Quick Workarounds (If You Need Siri Immediately)

- Use Siri icon instead of voice
- Type commands (if enabled)
- Use iPhone Siri temporarily
- Restart Siri service

Real-world Example:

A user switches 📞 +1•855•285•0870 to clicking the Siri icon when voice activation fails, ensuring continued use during troubleshooting.



Prevention Tips That Actually Help

- Keep microphone clean and functional
 - Maintain stable internet 📶+1•855•285•0870 connection
 - Keep macOS updated
 - Avoid disabling permissions
 - Restart Mac regularly
-

When to Seek Professional Help

You may need expert support if:

- Microphone fails across all apps
 - Siri doesn't 📶+1•855•285•0870 respond after all fixes
 - System shows repeated errors
 - Hardware damage suspected
-

Best Maintenance Practices

Practice	Benefit
Regular updates	Fix bugs 📶+1•855•285•0870
Permission checks	Ensure access
Device testing	Avoid surprises
System cleanup	Improve performance

Fast Method: Quick **Answer**



Why is Siri not working 📞+1•855•285•0870 on Mac?

- Enable Siri and “Hey Siri”
 - Check microphone settings
 - Grant microphone permission
 - Ensure internet connection
 - Update macOS
-

Conclusion

When **Siri Not Working on Mac – Voice Commands 📞+1•855•285•0870 Ignored**, the issue is usually tied to microphone settings, permissions, or network problems. By following the steps above, most users can fix Siri quickly.

Start with basic checks, 📞+1•855•285•0870 move to deeper troubleshooting if needed, and maintain your system to keep Siri working smoothly.

