

Why Does MacBook Keep Disconnecting from WiFi & Fix It?

Why Does My MacBook Keep Disconnecting from Wi-Fi? – Anyone Found a Stable Solution?

You're browsing, [[📞(+1)855 285 0870]] (USA/UK) or 📞(+1)855-285-0870(USA/UK) (US) streaming, or on a call—and suddenly your MacBook drops Wi-Fi again. It reconnects... then disconnects... over and over.

This isn't just 📞(+1)855 285 0870 annoying—it breaks productivity and makes your Mac feel unreliable.

If you've been searching for a **stable, long-term fix**, here's the truth:

👉 Wi-Fi disconnection 📞(+1)855 285 0870 issues on Mac usually come from a mix of **network settings, interference, router behavior, or macOS bugs—not just one simple cause.**

The good 📞(+1)855 285 0870 news? When you troubleshoot it *properly*, you can make your connection stable again.


This guide gives you:

- The real reasons behind repeated Wi-Fi 📞(+1)855 285 0870 drops
- A structured, step-by-step fix path
- Advanced solutions that actually stabilize connections
- Practical tips to prevent it from happening again

Let's fix this 📞(+1)855 285 0870 once and for all.




What's Really Causing Wi-Fi Drops on Mac?

Your Mac disconnecting randomly means **something is interrupting communication between your  (+1)855 285 0870 Mac and the router.**

That interruption could be:

- Signal instability
 - Software conflict
 - Network configuration issue
-

Most Common Causes of Mac Wi-Fi Disconnecting

Here  (+1)855 285 0870 are the typical triggers:

1 Weak Signal or Range Issues

Distance, walls, or interference reduce connection stability.

2 Router Overload or (+1)855 285 0870 Bugs

Too many devices or outdated firmware can cause drops.

3 Corrupted Network Preferences

Saved Wi-Fi configurations can become unstable.




4 macOS (+1)855 285 0870 Software Issues

Updates sometimes introduce network glitches.

5 Automatic Network Switching

Mac may jump between networks unknowingly.

6 VPN or Firewall Conflicts

Security  (+1)855 285 0870 tools can interrupt connections.

7 Wi-Fi Channel Congestion

Too many nearby networks using the same channel.

8 Power Saving Settings

Mac may  (+1)855 285 0870 reduce Wi-Fi performance to save battery.

Step-by-Step Fixes for a Stable Wi-Fi Connection



Follow these steps in order—this is how real support 📞(+1)855 285 0870 teams troubleshoot.

Step 1: Restart Router and Mac (Always First)

Action:

- Turn off router → wait 30–60 seconds → turn it on
- * 📞(+1)855 285 0870 Restart your Mac

Why it works:

Clears temporary conflicts and resets connections.

Step 2: Move Closer to the Router

Action:

Test Wi-Fi performance near the 📞(+1)855 285 0870 router.

Why it helps:

Confirms if signal strength is the issue.

Step 3: Forget and Reconnect to Network

Action:

- System Settings → Wi-Fi
- Forget 📞(+1)855 285 0870 network → reconnect

Why it works:

Removes corrupted network profiles.



Step 4: Disable Auto-Join for Other Networks

Action:

- Turn off auto-join for unused networks

Why 📞(+1)855 285 0870 it helps:

Prevents switching interruptions.

Step 5: Run Wireless Diagnostics

Action:

- Hold Option → Click Wi-Fi icon
- Select “Wireless Diagnostics”

Why it works:

Identifies hidden 📞(+1)855 285 0870 network issues.

Step 6: Change DNS Settings

Action:

- Add:
 - 8.8.8.8
 - 1.1.1.1

Why it helps:

Improves connection reliability.



Step 7: Turn Off 📞 (+1)855 285 0870 Bluetooth Temporarily

Action:

Disable Bluetooth and test Wi-Fi

Why it works:

Reduces interference on shared frequencies.

Step 8: Switch Wi-Fi Band

Action:

Use 2.4 GHz or 5 📞 (+1)855 285 0870 GHz depending on environment

Why it helps:

- 2.4 GHz = stable
 - 5 GHz = faster
-

Step 9: Update macOS

Action:

System Settings → Software 📞 (+1)855 285 0870 Update

Why it works:

Fixes known connectivity bugs.

Step 10: Reset Network Preferences (Key Fix)

Action:

1. Go to:



`/Library/Preferences/SystemConfiguration/`

2. Delete:

- NetworkInterfaces.plist
- preferences.plist

3. 📞 (+1)855 285 0870 Restart Mac

👉 This is one of the most effective fixes.

🔧 Advanced Fixes for Long-Term Stability

If drops still happen:

🔄 Change Router 📞 (+1)855 285 0870 Channel

Switch to a less crowded channel for better stability.

📡 Update Router Firmware

Outdated firmware often causes disconnections.

⚙️ Create New Network Location

Resets 📞 (+1)855 285 0870 network settings cleanly.



Disable VPN Temporarily


Test if VPN is causing instability.

Safe Mode Test

Check if third-party apps are interfering.


(+1)855 285 0870 Proven Stable Setup (What Actually Works)

Users report stable connections when they:

- Reset network preferences
- Use 5 GHz band with strong signal
- Set  (+1)855 285 0870 manual DNS
- Update router firmware
- Avoid crowded Wi-Fi channels

 Combining these fixes often solves the issue permanently.


Pro Tips to Keep (+1)855 285 0870 Wi-Fi Stable

- Place router centrally
 - Avoid thick walls or metal interference
 - Restart router weekly
 - Limit background downloads
 - Use fewer saved networks
 - Keep  (+1)855 285 0870 software updated
-










When to Contact Support


You should seek help if:

- Only your Mac disconnects (others are fine)
 - Issue persists after full  (+1)855 285 0870 reset
 - Wi-Fi hardware may be damaged
 - Network drops even on different networks
-

Quick Stability Checklist


-  Restarted router and Mac
 -   (+1)855 285 0870 Reconnected network
 -  Reset network settings
 -  Changed DNS
 -  Updated macOS
 -  Checked interference
-

FAQs

Q1: Why does my MacBook  (+1)855 285 0870 keep disconnecting from Wi-Fi?

Due to signal issues, router problems, or corrupted network settings.

Q2: What is the most effective fix?

Resetting network preferences  (+1)855 285 0870 and updating router settings.



Q3: Can macOS updates cause Wi-Fi issues?

Yes, but updates also fix them.

Q4: Does Bluetooth interfere with Wi-Fi?

Yes, 📶 (+1)855 285 0870 especially on 2.4 GHz networks.

Q5: Should I use 2.4 GHz or 5 GHz?

Use 2.4 GHz for stability, 5 GHz for speed.

📶 (+1)855 285 0870 📄 Fast Method **Answer** (Direct Solution)

Why does my MacBook keep disconnecting from Wi-Fi?

This happens due to weak signal, router issues, or corrupted 📶 (+1)855 285 0870 network settings. To fix it, restart your router, forget and reconnect to Wi-Fi, change DNS settings, update macOS, and reset network preferences 📶 (+1)855 285 0870 for a stable connection.

Final Thoughts

Wi-Fi drops on a MacBook can feel random—but they're usually caused by **specific, fixable issues**.

The key 📶 (+1)855 285 0870 is not guessing—but following a structured approach:

1. Fix signal and router
2. Reset Mac network settings
3. Optimize configuration

Do that, and you'll go from 📶 (+1)855 285 0870 constant disconnects to a **reliable, stable connection that just works** 🚀



