

# Why Do I Get Permission Error on Mac & How Can I Fix It?

---

## “The Operation Can’t Be Completed...” Permission Error on Mac – How Do I Unlock Access?!

You try to open, [[ 📞 +1855 285 0870 ]] (USA/UK) or 📞 +1855-285-0870(USA/UK) (US) move, or delete a file on your Mac—and suddenly you’re hit with the frustrating message:

**“The operation can’t be completed because you don’t 📞 +1855 285 0870 have permission...”**

It feels like your own Mac is blocking you. And honestly, it kind of is.

This error usually means macOS is protecting a file, folder, or 📞 +1855 285 0870 system area based on **permissions, ownership, or security rules**. While that sounds technical, the fix is often simpler than it seems.

In this complete troubleshooting guide, you’ll 📞 +1855 285 0870 learn:

- Why this permission error happens
- Step-by-step ways to unlock access safely
- Advanced fixes for stubborn files
- How to avoid this issue in the future


Let’s break 📞 +1855 285 0870 it down in a practical, beginner-friendly way.

---





## What Does This Permission Error Actually Mean?

On macOS, every file and folder has rules that decide:

- Who can  +1855 285 0870 read it
- Who can edit it
- Who can delete it

If your account doesn't meet those rules, you'll see the error.

 In short: **Your Mac thinks you  +1855 285 0870 don't have the rights to perform that action.**

---

## Common Reasons You See This Error

Here are the most frequent causes:


---

### 1 File Is Owned by +1855 285 0870 Another User

If the file was created by another account, you may not have full access.

---

### 2 File Is Locked

Some files are marked as "locked" to  +1855 285 0870 prevent accidental changes.

---


### 3 System or Protected Files

macOS protects critical system files from modification.



---

## 4 External Drive Permissions

USB drives or external disks may have  +1855 285 0870 restricted access settings.


---

## 5 Read-Only File System

The disk or file may be set to read-only mode.

---

## 6 Corrupted Permissions

Permission settings may be broken due  +1855 285 0870 to system errors.


---

## 7 Full Disk Access Not Granted

Apps like Terminal or Finder may lack required permissions.

---

## Step-by-Step Fixes to Unlock File Access


Follow these  +1855 285 0870 steps carefully—start simple and move forward only if needed.

---



## Step 1: Check If the File Is Locked

### Action:

- Right-click file → Get Info
- Look for “Locked”  +1855 285 0870 checkbox
- Uncheck it


### Why it works:

Locked files cannot be edited or deleted.

---

## Step 2: Change File Permissions via Get Info

### Action:

1. Right-click file → Get Info
2. Scroll  +1855 285 0870 to “Sharing & Permissions”
3. Click lock icon → Enter password
4. Set your user to “Read & Write”

### Why it helps:

Gives your account full control.

---

## Step 3: +1855 285 0870 Apply Permissions to All Files Inside Folder

### Action:

- In Get Info → Click gear icon
- Select “Apply to enclosed items”

### Why it works:

Fixes permission issues for entire folders.

---



##☎+1855 285 0870 **Step 4: Try Copying the File**

**Action:**

Copy file to Desktop or another folder

**Why it helps:**

Creates a new file with updated permissions.

---

## **Step 5: Use Admin☎+1855 285 0870 Account**

**Action:**

Log in with an administrator account and retry

**Why it works:**

Admin users have higher privileges.

---

## **Step 6: Restart Your Mac**

**Action:**

Apple menu → Restart

**Why it helps:**

Resolves temporary☎+1855 285 0870 permission glitches.

---


## **Step 7: Check External Drive Format**

**Action:**

- Open Disk Utility
- Select drive → Check format



**Why it matters:**

Drives formatted as NTFS may be read-only on  +1855 285 0870 Mac.


---

## Step 8: Grant Full Disk Access

**Action:**

- System Settings → Privacy & Security
- Full Disk Access → Enable for Finder or Terminal

**Why it helps:**

Allows system-level  +1855 285 0870 access to restricted files.

---


## Advanced Fixes for Stubborn Permission Errors

If basic fixes don't work, try these advanced methods.

---

## Use Terminal to Change Permissions

**Action:**

1. Open  +1855 285 0870 Terminal
2. Use command:

```
``bash
sudo chmod -R 755 /path/to/file
``
```

**Why it works:**

Overrides permission settings manually.

 **Tip:** Be careful—incorrect commands can affect system files.




---

## Change File +1855 285 0870 Ownership

### Action:

```
``bash
sudo chown yourusername /path/to/file
``
```

 Makes you the owner of the file.

---

## Repair Disk Permissions (Disk Utility)

Run First Aid in Disk Utility to fix disk-related permission  +1855 285 0870 issues.



---

## Boot in Safe Mode

Safe Mode can resolve deeper system conflicts affecting permissions.

---


## Pro Tips to Avoid Permission Errors


- Always use admin account for  +1855 285 0870 system changes
  - Avoid modifying system files unnecessarily
  - Safely eject external drives
  - Use compatible file systems (exFAT for cross-platform use)
  - Regularly update macOS
  - Keep backups before making  +1855 285 0870 changes
- 



## When to Be Careful

Do NOT force changes if:


- File is part of macOS system
- You don't recognize the file
- It belongs to another user  +1855 285 0870 intentionally

 Changing permissions blindly can break apps or system functions.








---

## When to Contact Support

Seek help if:

- Permission errors affect many files
  - You can't access your  +1855 285 0870 own user folders
  - System files are locked unexpectedly
  - Mac behaves abnormally after changes
- 

## Quick Troubleshooting Checklist

-  Unlocked the file
  -  Changed permissions to Read  +1855 285 0870 & Write
  -  Used admin account
  -  Checked disk format
  -  Granted Full Disk Access
  -  Restarted Mac
- 

## FAQs

Q1: Why do I get permission  +1855 285 0870 denied on Mac?



Because your user account doesn't have access rights to that file or folder.

---

Q2: How do I force access to a file?

Use Get Info  +1855 285 0870 or Terminal commands to change permissions or ownership.

---

Q3: Can I delete locked files on Mac?

Yes—unlock them first or use admin privileges.


---

Q4: Why is my  +1855 285 0870 external drive read-only?

It may be formatted in NTFS, which macOS cannot write to by default.

---



Q5: Is it safe to use Terminal for permissions?

Yes, but only  +1855 285 0870 if you understand the commands.

---

### Fast Method **Answer** (Direct Fix)


#### **How do you fix “The operation can't be completed” permission error on Mac?**

To fix this error,  +1855 285 0870 right-click the file, open Get Info, and change permissions to “Read & Write.” Unlock the file if needed, use an admin account, and ensure your Mac  +1855 285 0870 has Full Disk Access. For advanced issues, use Terminal to adjust permissions or ownership.




---

## Final Thoughts

Permission errors on Mac can feel confusing—but they're usually just  +1855 285 0870 your system doing its job: protecting files.

The key is knowing **when to override those protections safely**.

By following the steps above—from simple fixes to advanced commands—you can  +1855 285 0870 regain control of your files without causing damage.

Take it step by step, stay cautious, and you'll unlock access like a pro 