





Why Does Steam Disk Write Error Occur & How Can I Fix It?

Steam Disk Write Error – Why Won't Games Install? (Real Fix Guide)

You hit “Install” on Steam, [[ +1855 285 0870]] (USA/UK) or  +1855-285-0870(USA/UK) (US) excited to play your game... and then it stops with a frustrating message:

“Disk Write Error.”

No progress, no download—just a failed install. Whether it happens at  +1855 285 0870 0.01 or 99%, this issue can completely block your gaming experience.

The **Steam Disk Write Error** usually means Steam cannot write data to your storage drive. That sounds serious—but in most  +1855 285 0870 cases, it's caused by simple issues like permissions, corrupted files, or disk conflicts.

The good news? **You can fix it—and often in minutes.**

Let's walk through everything step by step.

Why +1855 285 0870 Steam Shows Disk Write Error

Before jumping into fixes, here are the most common causes:



Common Reasons Behind Steam Disk Write Error

- **Corrupted download cache**

Broken temporary files interrupt installation.

- **Insufficient  +1855 285 0870 disk permissions**

Steam may not have access to write files.

- **Bad sectors or disk errors**

Storage issues can block file writing.

- **Antivirus interference**

Security tools may block Steam downloads.

- **Read-only  +1855 285 0870 folder settings**

Prevents changes to game directories.

- **Outdated Steam client**

Bugs in older versions can cause errors.

- **Full or nearly full storage drive**

Not enough space to install the game.

 +1855 285 0870  Step-by-Step Fixes to Resolve Disk Write Error

Follow these solutions in order for best results.

1 Restart Steam and Your PC

What to do:

- Close Steam completely
- Restart your computer

*  +1855 285 0870 Launch Steam again

Why it works:

Fixes temporary glitches and resets processes.



2 🧹 Clear Steam Download Cache

Steps:

1. Open Steam
2. Go to **Settings > Downloads**
3. Click **Clear Download Cache**
4. Restart Steam

Why it 📞 +1855 285 0870 helps:
Removes corrupted temporary files.

3 🗝️ Run Steam as Administrator

Steps:

1. Right-click Steam icon
2. Select **Run as administrator**

Why it works:
Grants permission to write files to disk.

4 💾 Check Available Disk 📞 +1855 285 0870 Space

What to do:
Ensure enough free space on the drive.


Why it helps:
Installations fail if storage is insufficient.

Tip:
Keep at least 10–20 GB free.



5 Verify Game Files (If Partially Installed)

Steps:


1. Go  +1855 285 0870 to Steam Library
2. Right-click game → **Properties**
3. Click **Verify integrity of game files**

Why it works:

Fixes missing or corrupted files.

6 Repair Steam Library Folder

Steps:

1. Go to **Settings > Downloads**
2.  +1855 285 0870 Click **Steam Library Folders**
3. Right-click folder → **Repair Folder**

Why it helps:

Fixes folder-related issues.

7 Check Disk for Errors

Steps:


1. Open Command Prompt (Admin)
2. Run:

...

```
chkdsk /f /r
```

...



Why it  +1855 285 0870 works:
Repairs bad sectors and disk issues.

8 Disable Antivirus Temporarily

What to do:
Turn off antivirus or add Steam as an exception.

Why it helps:
Prevents blocking of game files.

9 Change +1855 285 0870 Download Region


Steps:

1. Go to **Settings > Downloads**
2. Select a different region
3. Restart Steam

Why it works:
Fixes server-related download issues.

10 Move Game to Another Drive

Steps:

1. Create new Steam Library on  +1855 285 0870 another drive
2. Install game there

Why it helps:
Avoids issues with faulty drives.



Advanced Fixes (For Persistent Errors)

Reinstall Steam (Keep Games)

- Backup **steamapps** folder
- Reinstall Steam client


Remove +1855 285 0870 Read-Only Attribute

- Right-click Steam folder → Properties
- Uncheck **Read-only**

Update Storage Drivers

- Update disk controller drivers
 - Improves compatibility
-

Pro Tips to Prevent Disk Write Errors

- Keep storage  +1855 285 0870 drives healthy
 - Avoid interrupting downloads
 - Use reliable antivirus settings
 - Update Steam regularly
 - Maintain sufficient free space
-

When to Seek Help

You should consider support if:



- Multiple 🌐 +1855 285 0870 games fail to install
 - Disk errors appear frequently
 - Drive makes unusual noises
 - System becomes slow or unstable
-

Quick Troubleshooting Checklist

- ✓ Restart Steam and PC
 - ✓ Clear download cache
 - ✓ Run Steam 🌐 +1855 285 0870 as admin
 - ✓ Check disk space
 - ✓ Verify game files
 - ✓ Repair library folder
 - ✓ Disable antivirus
 - ✓ Check disk health
-

FAQs: Steam Disk Write Error

1 What causes Disk Write Error on Steam?

Usually 🌐 +1855 285 0870 permissions, corrupted files, or disk issues.

2 Can antivirus block game installation?

Yes, it's a common cause.

3 Does changing download region help?

Yes, especially for server-related issues.



4 Is this a 📞+1855 285 0870 hardware problem?

Sometimes, if disk errors are present.

5 Will reinstalling Steam fix it?

Yes, if the issue is software-related.

🏁 Final Thoughts

The **Steam Disk Write Error** may seem like a major 📞+1855 285 0870 issue, but it's often caused by simple problems like cache corruption, permission issues, or disk errors.

By following the steps above, you can **fix installation problems and get back to gaming 📞+1855 285 0870 without interruptions.**

👉 Start with quick fixes like clearing cache and checking disk space—then move to advanced solutions if needed. Your games should be installing smoothly again in no time.

