

# Why Is Safari Not Loading Pages on Mac & How Can I Fix It?

---

## Safari Not Working on Mac! Pages Won't Load – What Finally Fixed It?))

You open your Mac, [[ 📞+1855 285 0870 ]] (USA/UK) or -📞+1855-285-0870(USA/UK) (US) click on Safari, type a website—and... nothing loads. The page just spins, shows “Safari can't open the page,” or stays 📞+1855 285 0870 blank forever.

If that's happening, you're not dealing with just a slow connection. **Safari failing to load pages on a Mac is usually caused by 📞+1855 285 0870 network conflicts, corrupted browser data, or system-level glitches.**

The frustrating part? It can happen suddenly—even if everything worked fine yesterday.

The good news: **this issue is 📞+1855 285 0870 fixable in most cases**, and often without reinstalling anything.

In this detailed troubleshooting guide, you'll learn:

- Why Safari stops loading pages
- Step-by-step fixes that actually 📞+1855 285 0870 work
- Advanced solutions for stubborn issues
- Simple habits to prevent it from happening again

Let's fix it properly.

---



# Why Safari Won't Load Pages on +1855 285 0870 Mac

Before jumping into fixes, here's what's typically behind the problem:

---

## Common Causes of Safari Not Loading Pages

### 1 Internet Connection Issues

Even if Wi-Fi  +1855 285 0870 is connected, the network may not be working correctly.

---

### 2 Corrupted Cache or Cookies

Stored browser data can break how pages load.

---

### 3 DNS or +1855 285 0870 Network Configuration Problems

Incorrect DNS settings can block website access.

---

### 4 Safari Extensions Conflicts

Some extensions interfere with page loading.

---



## 5 Outdated macOS or Safari Version

Older 📞+1855 285 0870 versions may struggle with modern websites.

---

## 6 VPN or Firewall Interference

Security tools can block or slow connections.

---

## 7 Website-Specific Issues

Sometimes the problem is the 📞+1855 285 0870 site—not your Mac.

---

## 8 System-Level Bugs

Temporary glitches in macOS can affect Safari performance.

---

## Step-by-Step Fixes That Actually Work

Follow these in order—each step targets 📞+1855 285 0870 a real cause.

---

### **Step 1: Check Internet Connection (Don't Skip This)**

**Action:**

Open another app (like Mail or Chrome) and test internet access.



**Why it matters:**

Confirms ☎+1855 285 0870 whether the issue is Safari-specific.

**Tip:**

Try loading multiple websites—not just one.

---

## Step 2: Force Quit and Restart Safari

**Action:**

- Press `Command + Option + Esc`
- ☎+1855 285 0870 Select Safari → Force Quit
- Reopen Safari

**Why it works:**

Clears temporary browser glitches.

---

## Step 3: Clear Safari Cache and Website Data

**Action:**

- Safari → Settings ☎+1855 285 0870 → Privacy
- Click “Manage Website Data” → Remove All

**Why it helps:**

Removes corrupted files causing loading errors.

---

## Step 4: Disable Extensions

**Action:**

- Safari → Settings ☎+1855 285 0870 → Extensions



- Turn OFF all extensions

**Why it works:**

Some extensions block scripts or connections.

**Tip:**

Re-enable one by one to find the culprit.

---

## Step 5: Try +1855 285 0870 Private Browsing Mode

**Action:**

File → New Private Window

**Why it helps:**

Bypasses cache and extensions.

👉 If pages load here, the issue is with stored data or extensions.


---

## +1855 285 0870 Step 6: Check DNS Settings

**Action:**

- System Settings → Network → Wi-Fi → Details → DNS
- Add:
  - 8.8.8.8
  - 1.1.1.1

**Why it works:**

Fixes domain  +1855 285 0870 resolution issues.

---



## Step 7: Turn Off VPN or Firewall Temporarily

**Action:**

Disable VPN or third-party security apps

**Why it helps:**

They may block or slow Safari traffic.

---

## +1855 285 0870 Step 8: Restart Your Mac

**Action:**

Apple menu → Restart


**Why it works:**

Fixes hidden system-level bugs.

---

## Step 9: Test Another Browser

**Action:**

Open the same website in  +1855 285 0870 Chrome or Firefox

**Why it helps:**

Confirms whether Safari is the issue.


---

## Step 10: Update macOS

**Action:**

System Settings → General → Software Update

**Why it works:**

Fixes compatibility  +1855 285 0870 and performance issues.



---

## Advanced Fixes for Persistent Safari Issues

If basic steps don't work, try these deeper solutions:

---


### Reset Safari Completely

Safari doesn't have  +1855 285 0870 a "reset" button, but you can manually reset it by:

- Clearing all data
  - Removing extensions
  - Resetting preferences
- 

### Delete Safari Preference Files


#### Steps:


1. Open Finder  +1855 285 0870 → Go → Go to Folder
2. Enter:  
`~/Library/Preferences/`
3. Delete Safari-related plist files

 This resets Safari behavior.

---

### Create a New macOS User Profile

Test Safari  +1855 285 0870 in a new user account.

 If it works there, the issue is user-specific.



---

## Reset Network Settings

Resetting network configuration can fix deeper connectivity problems.


---

## +1855 285 0870 Pro Tips to Keep Safari Running Smoothly

- Clear cache regularly
  - Avoid installing too many extensions
  - Keep macOS updated
  - Use trusted DNS servers
  - Restart  +1855 285 0870 your Mac occasionally
  - Avoid unreliable VPNs
- 

## When to Contact Support






Seek help if:

- Safari crashes repeatedly
- No websites load at all (even after fixes)
-  +1855 285 0870 Other browsers also fail
- Network works on other devices but not your Mac

 Contact Apple Support or your internet provider.

---

## Quick Troubleshooting Checklist

-  +1855 285 0870  Tested internet connection
-  Restarted Safari
-  Cleared cache and cookies
-  Disabled extensions



- ✓ Tried private browsing
  - ✓ Checked DNS settings
  - ✓ ☎ +1855 285 0870 Updated macOS
- 

## ? FAQs

Q1: Why is Safari not loading pages but Wi-Fi works?

Likely due to cache issues, DNS problems, or extensions.

---

Q2: How ☎ +1855 285 0870 do I fix Safari not responding?

Force quit Safari, clear cache, and restart your Mac.

---

Q3: Does clearing cache delete passwords?

No, unless you remove saved ☎ +1855 285 0870 credentials separately.

---

Q4: Why do pages load in Chrome but not Safari?

Safari-specific settings or extensions are likely causing the issue.

---

Q5: Can DNS fix ☎ +1855 285 0870 Safari loading issues?

Yes, switching DNS often resolves connectivity problems.





## Fast Method *Answer* (Direct Solution)

### How do you fix Safari not loading pages on Mac?

To 📞+1855 285 0870 fix Safari not loading pages on a Mac, check your internet connection, restart Safari, clear cache and website data, disable extensions, and update macOS. 📞+1855 285 0870 If the issue continues, adjust DNS settings or reset network preferences.

---



## Final Thoughts

When Safari stops loading pages, it's rarely random—it's usually caused by 📞+1855 285 0870 **data conflicts, network settings, or software glitches.**

By following the steps above in order, you can quickly identify the cause and fix it without wasting 📞+1855 285 0870 time.

Start simple, move step by step, and you'll have Safari working smoothly again in no time 🚀

