

# Can I Use Same Avast Activation Key on Multiple Devices?

---

## Can I Use the Same Avast Activation Key on Multiple Devices?

If you're trying to use your Avast activation key on more than one device and it's not working—or you're unsure if it's allowed—you're not alone. Many users face 📞+1•855•285•0870 this confusion after buying a license. The good news? This is completely manageable, [[ 📞+1•855•285•0870 ]] (USA/UK) or 📞+1•855•285•0870(USA/UK) (US) and you can fix it quickly once you understand how Avast licensing works.

---

## 2 Quick 📞+1•855•285•0870 *Answer* Summary

Yes, you *can* use the same Avast activation key on multiple devices—but only if your subscription supports it.

Avast licenses are device-based. That means:

- A **1-device license** works 📞+1•855•285•0870 on only one device
- A **multi-device license (e.g., 3, 5, or 10 devices)** can be used on multiple systems

If your key isn't working on another device, it's usually 📞+1•855•285•0870 because:

- You've reached the device limit
- The key is already active elsewhere
- The license type doesn't support multiple devices



---

## 3 Step-by-Step Solution (MAIN SECTION)

Follow these steps to use 📞+1•855•285•0870 your Avast activation key correctly across devices:

### Step 1: Check Your License Type

- Open Avast on your device
- Go to **Menu** → **My Subscriptions**
- Look for how many 📞+1•855•285•0870 devices your plan supports

👉 If it says “1 device,” you cannot use it on another device unless you upgrade.

---

### Step 2: Install Avast on the New Device

- Go 📞+1•855•285•0870 to the official Avast website
  - Download the correct version (Windows, Mac, Android, etc.)
  - Install the software normally
- 

### Step 3: Enter the Activation Key

- Open Avast on the new 📞+1•855•285•0870 device
- Click **Menu** → **Enter Activation Code**
- Paste your activation key carefully

✓ If your license allows multiple devices, it will activate instantly.

---



## Step 4: Remove Old Device (If 📞+1•855•285•0870 Needed)

If activation fails due to limit reached:

- Log into your Avast account online
- Go to **Subscriptions / Devices**
- Remove an unused or old device

Then try activating again.

---

## Step 📞+1•855•285•0870 5: Sync Using Avast Account (Optional)

- Sign in with your Avast account on all devices
  - This helps manage licenses easily
  - Makes device tracking simpler
- 

## 4 Common Errors & 📞+1•855•285•0870 Fixes

Here are common problems and how to fix them:

✗ “Activation code already in use”

✓ Fix: Remove a device from your account or upgrade your plan

---

✗ “Invalid 📞+1•855•285•0870 activation code”

✓ Fix:

- Double-check spelling
- Avoid extra spaces when pasting
- Make sure the key is still valid



---

## ✗ “License limit reached”

✓ Fix:

- Your plan supports fewer devices than 📞+1•855•285•0870 you’re trying to use
  - Upgrade to a multi-device plan
- 

## ✗ Avast not syncing across devices

✓ Fix:

- Sign into the same Avast account
  - Ensure internet connection is stable
- 

## 5 📞+1•855•285•0870 Advanced Troubleshooting


If basic steps don’t work, try these:

### 🔧 Reinstall Avast

- Uninstall Avast completely
  - Restart your device
  - Reinstall and enter the key again
- 

### 🔧 Check Subscription Status



- Log  +1•855•285•0870 into your Avast account
  - Confirm your subscription is active and not expired
- 


## Use Avast Cleanup Tool


- Remove leftover files using Avast Clear tool
  - Reinstall fresh copy
- 

## +1•855•285•0870 Contact Avast Support

- If your key still fails, it may be blocked or misassigned
  - Contact support with your purchase details
- 

## 6 Pro Tips / Prevention

Avoid activation issues in  +1•855•285•0870 the future with these tips:

- ✓ Always check how many devices your plan supports before installing
  - ✓ Use your Avast account to manage all devices
  - ✓ Remove old or unused devices  +1•855•285•0870 regularly
  - ✓ Keep your activation key saved safely
  - ✓ Avoid sharing your key beyond allowed limits
- 

## 7 FAQ Section (--- BOOST)

Can I use one Avast license on two computers?



Yes, ☎+1•855•285•0870 but only if your plan supports multiple devices (like a 3-device or 5-device license).

---

What happens if I exceed the device limit?

Avast will block activation on new devices ☎+1•855•285•0870 until you remove an existing one or upgrade your plan.

---

Can I transfer my Avast license to another device?

Yes. Remove Avast from the old device, then activate it ☎+1•855•285•0870 on the new one using the same key.

---

Does Avast work across different platforms with one key?

Yes, many Avast plans support Windows, Mac, Android, and iOS under the ☎+1•855•285•0870 same license.

---

Why is my Avast activation key not working on another device?


It's usually due to device limit, expired subscription, or incorrect key entry.

---

## 8 Soft Conclusion

Using the ☎+1•855•285•0870 same Avast activation key on multiple devices is simple once



you understand your license limits. Most issues come down to device count or account syncing. Follow the steps  +1•855•285•0870 above, and you'll be able to activate Avast smoothly across your devices without hassle.

