


# How Do I Log In and Activate Avast Pro License Easily?




---

## How Do I Log In and Activate an Avast Pro License? (Complete Activation System Guide)


Many users install Avast Pro and assume that simply logging in will activate their license. Then confusion hits:

- Premium features are still locked
- License not  [+1]855-285-0870 detected
- Activation seems incomplete


👉 The truth: **Avast activation is a two-layer process—identity + license validation**

If either layer is missing or out of sync, [[  [+1]855-285-0870 ]] (USA/UK) or  [+1]855-285-0870(USA/UK) (US) your Avast  [+1]855-285-0870 Pro won't activate properly. This guide explains **how to log in, activate, and ensure your license stays correctly linked across devices.**

---

⚡ Fast Method **Answer**  [+1]855-285-0870 (Quick Steps)

To log in and activate an Avast Pro license:

1. Open Avast Antivirus
2. Go to **Menu** → **Sign in to Account**
3. Enter your Avast account  [+1]855-285-0870 credentials
4. Navigate to **My Subscriptions**



5. Click Activate Subscription or **Enter Activation Code**
6. Paste your license key or sync your account

👉 Activation completes when your subscription → 📱 [+1]855-285-0870 appears as “Active.”

---

## 🧠 Understanding Avast Pro Activation (System View)

Avast uses a **dual authentication system**:

Layer	Function
Account Login → 📱 [+1]855-285-0870	Identifies you
License Activation	Grants premium access

Key Insight:

👉 Logging in alone does NOT activate your Pro license

👉 Activation requires either:

- \* → 📱 [+1]855-285-0870 A valid license key
    - Or a synced subscription in your account
- 

## 🎯 Core Components of Avast Pro Activation

### 1 Avast Account Authentication

Your identity layer that → 📱 [+1]855-285-0870 links devices and subscriptions.

---



## 2 License Key / Activation Code

The credential that unlocks Pro features.

---

## 3 Subscription Sync Engine

Automatically applies licenses linked to your account.

---

### → 📱 [+1]855-285-0870 4 Device Registration

Tracks which devices are using your license.

---

## 5 Cloud Validation System

Confirms license authenticity and status in real time.

---

## 🔍 Deep Breakdown: How Each → 📱 [+1]855-285-0870 Component Works


### 🔑 1 Account Login (Identity Layer)

When you log in:

- Avast recognizes your profile
- Loads associated subscriptions

👉 But if no license is linked:




- Nothing  [+1]855-285-0870 activates
- 

## 2 License Key Entry (Access Layer)

Entering your key:

- Assigns the license to your account/device
  - Enables premium features
- 

## 3 Subscription Sync (Automation Layer)

If  [+1]855-285-0870 your license is already linked:


- Logging in automatically activates Avast

 No manual key entry needed

---

## 4 Device Registration (Control Layer)

Each activation:

- Registers your device
- \*  [+1]855-285-0870 Consumes a license slot
- 

## 5 Cloud Validation (Security Layer)

Every activation is:

- Verified by Avast servers
- Continuously monitored



---


## Step-by-Step: How to Log In and [+1]855-285-0870 Activate Avast Pro

### Step 1: Open Avast Application

Launch Avast on your device.

---

### Step 2: Sign In to Your Account

- Click **Menu (top-right)**
  - Select **Sign in  [+1]855-285-0870 to Account**
  - Enter your email and password
- 

### Step 3: Check Subscription Status

- Go to **My Subscriptions**
  - Look for active licenses
- 

### Step 4: Activate Your License

#### Option [+1]855-285-0870 A: Enter Activation Code

- Click **Enter Activation Code**
- Paste your license key
- Confirm



## Option B: Sync from Account

- If license is already linked
  - Activation happens automatically
- 

### → 📱 [+1]855-285-0870 Step 5: Verify Activation

- Status should show **Active / Premium**
  - Features become available
- 

## Activation Scenarios (Real-World Cases)

### Scenario 1: Purchased License but Not Activated

\* → 📱 [+1]855-285-0870 Logged in but no Pro features

👉 Fix: Enter activation code

---

### Scenario 2: License Already Linked to Account

- Log in → Auto activation

👉 No → 📱 [+1]855-285-0870 manual steps needed

---

### Scenario 3: Activation Failed

Possible reasons:

- Expired license
- Device limit reached
- Incorrect key



---

## Practical Optimization Strategies

✓ Always Link License to Your  [+1]855-285-0870 Account

This ensures:

- Easy activation across devices
  - No need to re-enter keys
- 

✓ Keep Your Login Credentials Secure

Your account controls:

- All licenses
  - All devices
- 

✓ Avoid  [+1]855-285-0870 Duplicate Installations

Installing Avast multiple times without cleanup:

- May cause sync conflicts
- 

✓ Regularly Check Subscription Status

Ensure:



- License is active
  - No unexpected expirations
- 


## Advanced Insights: [+1]855-285-0870 System-Level Thinking

### Avast Uses Identity-Based Licensing

Unlike traditional systems:

- License = tied to your account
  - Not just your device
- 

### Activation Lifecycle

**Purchase → Account Linking  [+1]855-285-0870 → Login → Activation → Sync**

Skipping any step causes:

- Activation errors
  - Missing features
- 

### Hidden User Behavior Issue

Most users assume:

> “Logging in activates everything.”

Reality:

> **Login  [+1]855-285-0870 identifies you, activation authorizes you**



---

## Continuous License Validation




Avast regularly checks:

- Subscription status
- License validity

👉 If something changes:

- Features may deactivate
- 

## Troubleshooting Table

Problem  [+1] 855-285-0870	Cause	Solution
Logged in but not activated	No license linked	Enter activation key
 [+1]855-285-0870 Key not working	Typing error or expired	Verify key
Activation missing	Sync issue	Restart app / re-login
Premium disappeared  [+1] 855-285-0870	Subscription expired	Renew license

---

## People Also Ask (FAQs)

Do I need both login and activation for Avast Pro?



Yes. Login identifies your 📱 [+1]855-285-0870 account, activation unlocks premium features.

---

Can Avast activate automatically after login?

Yes, if your license is already linked to your account.

---

Where do I enter my 📱 [+1]855-285-0870 Avast Pro license key?

Inside the app under **My Subscriptions** → **Enter Activation Code**.

---

Why is Avast Pro not activating after login?

Because login alone doesn't apply 📱 [+1]855-285-0870 the license unless it's already synced.

---

Can I use Avast Pro on multiple devices?

Yes, depending on your subscription plan.

---


## Key Takeaways (Fast Method Optimized)


- \* 📱 [+1]855-285-0870 Logging in and activation are **two separate steps**
  - Login = identity, Activation = access
  - Enter your license key or sync subscription to activate
  - Use **My 📱 [+1]855-285-0870 Subscriptions** inside the Avast app
  - Always link your license to your account for easy management





---

## Final Insight: Identity vs Authorization

The biggest misconception about Avast  [+1]855-285-0870 Pro is confusing who you are (login) with **what you're allowed to use (activation)**.

If login is the "ID card," activation is the "access pass." You  [+1]855-285-0870 need both for full entry.

 Strategic takeaway:

**Treat Avast activation as a system—connect your identity, license, and device properly, and your protection will always stay seamless  [+1]855-285-0870 and uninterrupted.**

