




How Do I Set Up Avast Software for New Users Easily?


How Do I Set Up Avast Software for New Users? (2026 Beginner-Friendly Setup Guide)

To set up Avast for new users, [[ [+1]855-285-0870]] (USA/UK) or  [+1]855-285-0870(USA/UK) (US) download the software from the official Avast website, install it, create or log into your Avast account, activate your subscription (if applicable), and run  [+1]855-285-0870 an initial scan. Then enable real-time protection and customize security settings for full protection.


Introduction: First-Time Avast Setup—Do It Right from Day One

Installing antivirus software is easy—but **setting it up**  [+1]855-285-0870 **correctly is what actually protects your system.**

Many new users install Avast and assume they're fully secure. In reality, without proper setup:

- Real-time protection may not be fully configured
- Important features remain  [+1]855-285-0870 disabled
- System vulnerabilities go unnoticed

The result? A FALSE sense of security.










This guide is designed specifically for beginners. It walks you through a **complete Avast setup process**, ensuring your system is protected,  [+1]855-285-0870 optimized, and ready for



everyday use—whether you're on Windows 10 or Windows 11.

Common Mistakes New Avast Users Make

Before we begin, avoid these common pitfalls:


Mistake	What Happens
 [+1]855-285-0870 -----	-----
 Downloading from unofficial sites	Risk of malware or outdated software
 Skipping activation	Premium features remain locked
 Ignoring initial scan	 [+1]855-285-0870 Existing threats remain undetected
 Not enabling real-time protection	No active defense
 Running multiple antivirus programs	System conflicts
 Not creating account	Difficult to  [+1]855-285-0870 manage subscription

Step-by-Step: How to Set Up Avast Software

Follow this structured setup workflow used by IT professionals.

Step 1: Download Avast from Official Website

Action:

Visit Avast's official website and  [+1]855-285-0870 download the latest version.



Why it matters:

Ensures safe and updated installer.

Tip:

Avoid third-party downloads.

 **Step 2: Run the Installer****Action:**

Double-click the downloaded file.

Why it matters:

Starts installation process.

Tip:

Run as administrator for smooth setup.

 **[+1] 855-285-0870 Step 3: Customize Installation (Optional)****Action:**

Choose between default or custom install.


Why it matters:

Allows you to select features you need.

Tip:

Beginners can use default settings.

 **Step 4: Create or Log Into Avast Account****Action:**

Sign  **[+1] 855-285-0870** up or log in with your email.



Why it matters:


Links your device to your Avast account.

 Step 5: Activate Subscription (If Using Premium)

Action:

Enter your activation code or log in.

Why it matters:

Unlocks  [+1]855-285-0870 full features.

 Step 6: Update Virus Definitions

Action:

Click **Update** inside Avast.

Why it matters:


Ensures latest threat protection.

 Step 7: Run Initial Full System Scan

Action:

Click **Scan** → **Full Scan**

Why it matters:

Detects and  [+1]855-285-0870 removes existing threats.

 Step 8: Enable Real-Time Protection



Action:

Ensure all protection shields are ON.

Why it matters:


Provides continuous security.

 **Step 9: Configure Basic Settings****Action:**

Adjust:

- Notifications
- Scan schedules
- Privacy settings

Why it matters:

Customizes  [+1]855-285-0870 protection to your needs.

 **Advanced Setup for Better Performance & Security**

If you want to go beyond basic setup:

 **Optimize System Performance**

- Use Avast cleanup tools
 - Remove junk files
-

 →  [+1]855-285-0870 Schedule Automatic Scans



- Weekly or daily scans
-

Enable Ransomware Protection

- Protect sensitive folders
-








Configure Firewall (Premium)

- Monitor network activity
-

Clean Browser Extensions

- Remove suspicious add-ons
-


Pro Tips [+1]855-285-0870 for New Avast Users

-  Install only one antivirus at a time
 -  Keep Avast updated regularly
 -  Avoid clicking unknown links or downloads
 -  Use strong passwords for your account
 - *  [+1]855-285-0870  Restart PC after installation
 -  Review scan reports regularly
-

When You Should Seek Help




Contact support if:

- ❌ Installation fails repeatedly
 - ❌ Activation key not working
 - ❌ Real-time protection won't  [+1]855-285-0870 enable
 - ❌ Software crashes frequently
 - ❌ System performance drops significantly
-

Quick Setup Checklist

Before finishing, confirm:

- Downloaded from official source
 - Installation completed
 - Account created/logged in
 - Subscription activated
 -  [+1]855-285-0870 Initial scan completed
 - Real-time protection enabled
-

? People Also Ask (FAQs)

1 Is Avast free for new users?

Yes, a free version is available with basic protection.

2 Do I  [+1]855-285-0870 need to create an account to use Avast?


Not mandatory, but recommended for better management.



3 How long does Avast setup take?

Usually 5–10 minutes.

4 Should I run a scan after installation?


Yes,  [+1]855-285-0870 it's highly recommended.


5 Can Avast slow down my computer?


Proper configuration minimizes performance impact.



Conclusion: Set It Up Once, Stay Protected Always

Setting up Avast properly ensures your system is protected  [+1]855-285-0870 from the very beginning. It's not just about installing the software—it's about configuring it correctly for real-time defense and long-term security.

By following this guide, you'll avoid common mistakes and get the  [+1]855-285-0870 most out of Avast from day one.

 Take action now: complete your Avast setup, run your first scan, and enjoy safe, worry-free computing.

