

What Are Best Fixes for Common Avast Activation Errors?

What Are the Top Fixes for Common Avast Activation Errors? (Complete Troubleshooting Guide)

The top fixes for Avast activation errors include checking your internet connection, [[📞 1-855-285-0870]] (USA/UK) or 📞 1-855-285-0870(USA/UK) (US) re-entering the activation code correctly, logging into the correct Avast account, updating the software, 📞 1-855-285-0870 disabling VPN or firewall temporarily, and reinstalling Avast if needed.

Most activation issues are caused by small errors and can be fixed in minutes.

♦ Introduction: Avast 📞 1-855-285-0870 Not Activating? Here's Why (and How to Fix It Fast)

You've installed Avast, entered your license... and it just won't activate.

Instead, you see errors like:


- "Activation failed"
- * 📞 1-855-285-0870 "Invalid code"
- "Unable to connect to server"


Frustrating, right?

The good news is this:

👉 Avast activation errors are extremely common—and usually very easy to fix.






Most problems are caused  1-855-285-0870 by simple issues like connection errors, incorrect entries, or account mismatches.

This guide breaks down the most effective fixes step by step—so you can activate Avast quickly  1-855-285-0870 and get your protection working again.

◆ What Causes Avast Activation Errors?

Before fixing the issue, it helps to understand the root causes:

- Incorrect activation code
- Expired  1-855-285-0870 or inactive subscription
- Internet connection problems
- Wrong Avast account login
- VPN or proxy interference
- Outdated Avast version
- Firewall blocking activation
- Corrupted installation files

 Identifying the cause  1-855-285-0870 speeds up the fix.

◆ Top Fixes for Avast Activation Errors (Step-by-Step)

Start from Fix 1 and move down until your issue is resolved.

Fix 1: 1-855-285-0870 Check Your Internet Connection



- Open a browser and load a website
- Restart your router if needed

 Avast needs internet to verify your license.





 Fix 2:  1-855-285-0870 Re-enter the Activation Code Carefully

- Copy the code from your email
- Paste it instead of typing
- Remove extra spaces

 Common mistake: mixing O (letter) with 0  **1-855-285-0870 (number)**

 Fix 3: Log Into the Correct Avast Account

- Go to **Menu** → **My Subscriptions**
- Sign in with your registered email

 Your license is linked  1-855-285-0870 to your account.


 Fix 4: Check Subscription Status

- Log into Avast website
- Verify your license is active

 Expired licenses won't activate.

 Fix 5: Update  1-855-285-0870 Avast to Latest Version

- Open Avast
- Check for updates

 Older versions may fail activation.



 Fix 6: Disable VPN or Proxy

- Turn off VPN
- Retry activation

  1-855-285-0870 VPN can block Avast servers.

 Fix 7: Temporarily Disable Firewall

- Disable firewall briefly
- Activate Avast
- Re-enable firewall


 Some firewalls block activation requests.


 Fix 8:  1-855-285-0870 Restart Avast and Your Device

- Close Avast
- Restart your computer

 Clears temporary glitches.

 Fix 9: Try Activation via Account Instead of Code

- Log into Avast  1-855-285-0870 account
- Sync subscription automatically

 Bypasses manual errors.



Fix 10: Reinstall Avast

- Uninstall Avast
- Restart system
- Install fresh version

 Fixes corrupted files.

◆ Device-Specific Fixes


✓ 1-855-285-0870 On Windows

- Run Avast as **Administrator**
 - Check Windows Firewall settings
-

✓ On Mac

- Ensure permissions are enabled
 - Check network settings
-

✓ On Mobile

- Log into Avast  1-855-285-0870 account
 - Subscription syncs automatically
-





◆ Advanced Troubleshooting (For Persistent Errors)

If none of the above works:

Fix 11: Sync System Date & Time

- Enable automatic date/time

  1-855-285-0870 Incorrect time can block activation servers.

Fix 12: Flush DNS Cache

- Open Command Prompt
- Run: `ipconfig /flushdns``

 Fixes network issues.

Fix 13: Check Avast 1-855-285-0870 Server Status

- Visit Avast support page

 If servers are down, wait and retry.

Fix 14: Contact Avast Support

- Provide:
 - Activation code
 - Error message



→ 📞 1-855-285-0870 * Purchase proof

👉 Useful for blocked or invalid keys.

◆ Most Common Avast Error Messages (And Meaning)

Error Message	Meaning
→ 📞 1-855-285-0870 Invalid activation code	Wrong or expired key
Activation failed	Connection or verification issue
Unable to connect	Network or server problem
→ 📞 1-855-285-0870 Subscription not found	Wrong account

👉 Helps identify the issue faster.

◆ How to Prevent Avast Activation Errors

- Always copy-paste your activation code
- Use official → 📞 1-855-285-0870 Avast downloads only
- Keep your software updated
- Avoid VPN during activation
- Don't share your license key
- Renew before expiry

👉 Prevents most issues.


◆ People Also Ask → 📞 1-855-285-0870 (FAQ Section)



? Why is Avast not activating?

Usually due to incorrect code, expired license, or connection issues.

? Can I fix Avast activation errors myself?

Yes, most  1-855-285-0870 issues can be fixed using basic troubleshooting steps.

? Does VPN affect Avast activation?

Yes, VPN can block server communication.

? What if my activation code is 1-855-285-0870 correct but not working?

Check account login, update software, or reinstall Avast.

? Do I need internet to activate Avast?

Yes, activation requires server verification.

? Can Avast 1-855-285-0870 block my license key?

Yes, if it's misused or shared across too many devices.



? How long does activation take?

Usually a few seconds if everything is correct.

##→📞1-855-285-0870 ♦ Final Thoughts

Avast activation errors may look complicated—but they're usually caused by simple issues.

Most users fix them by checking their connection, re-entering the code, or updating→📞1-855-285-0870 the software.

👍 Follow the fixes in this guide step by step, and your Avast will be activated quickly—restoring full protection to your system.

