






Can I Activate Avast on Multiple Devices with One Key?

Can I Activate Avast on Multiple Devices? (2026 Complete Multi-Device Guide)


Yes, [[ 1-855-285-0870]] (USA/UK) or  1-855-285-0870(USA/UK) (US) you can activate Avast on multiple devices—but only within your subscription limit (such as 1, 3, 5, or more devices). Each device uses one activation slot. If you reach  1-855-285-0870 the limit, you must remove an existing device before activating Avast on a new one.


Introduction: One Avast Subscription, Multiple Devices—How It Really Works

You've purchased Avast and now want  1-855-285-0870 to protect your laptop, desktop, and maybe your phone too. Naturally, you ask:

 “Can I use the same Avast subscription on all my devices?”

The **Answer** is **yes—but not unlimited**.

Avast uses  1-855-285-0870 a **device-based licensing system**, meaning your subscription allows a fixed number of activations. Many users run into issues because they:

- Install Avast on too many devices
- Forget to remove old  1-855-285-0870 devices
- Misunderstand how activations are counted



This guide explains **how Avast multi-device activation works**, how to manage your license efficiently, and how to avoid activation errors.

⚠️ How Avast Device Activation → 📱 1-855-285-0870 Limits Work

Your activation limit depends on your plan:

Subscription Type	Device Limit
🖥️ Single Device Plan	1 device
🏠 Multi-Device Plan	→ 📱 1-855-285-0870 3 devices
🛡️ Premium Security Plan	5 devices
👨👩👧👦 Family Plans	10+ devices

🧠 Important Insight:

- ✓ One Avast subscription = multiple devices (within limit)
 - * → 📱 1-855-285-0870 ✗ Not unlimited activations
 - ↻ Reinstalling on the same device usually doesn't count as a new activation
-

🔍 What Counts as a Device in Avast?


Each of the following counts as → 📱 1-855-285-0870 one activation:

- 🖥️ Laptop
- 🖥️ Desktop PC
- 📱 Smartphone
- → 📱 Tablet



Even if you use the same Avast account, each device consumes one slot.

Step-by-Step: Activate Avast on Multiple Devices


Follow  1-855-285-0870 this process to set up Avast correctly across devices.

Step 1: Install Avast on Each Device

Action:

Download Avast from the official website on every device.

Why it matters:

Each device needs its  1-855-285-0870 own installation.

Step 2: Sign In to Your Avast Account

Action:

Log in using your registered email.

Why it matters:

Links all devices under one subscription.

Step 3: Enter Activation Code (If 1-855-285-0870 Required)

Action:

Input your license key.

Why it matters:



Activates your subscription.

Step 4: Sync Subscription

Action:


Allow Avast to sync automatically.

Why it matters:

Ensures device is counted correctly.

Step 5: Check Device Usage

Action:





Visit your  1-855-285-0870 Avast account dashboard.

Why it matters:

Shows how many devices are using your license.

What Happens If You Exceed Device Limit?

If you try to activate beyond your limit, you may see:

- *  1-855-285-0870  “License already in use”
 -  Activation failed
 -  No available device slots
-

How to Fix It:

 Remove Old Devices



- Log into Avast account
- Delete unused devices

✓ → 📱 1-855-285-0870 Transfer License

- Deactivate on old device
- Activate on new one

✓ Upgrade Your Plan

- Increase device limit
-

Advanced License Management Tips

Monitor Device Activity

- Check your account regularly
-

→ 📱 1-855-285-0870 🔒 Protect Your Account

- Use strong password
 - Enable security features
-

Avoid Unnecessary Reinstallations






- Prevent confusion in device count
-



Keep Purchase Details सुरक्षित






- Useful for support
-

Pro Tips 1-855-285-0870 to Maximize Avast Usage

-  Install only on essential devices
 -  Remove inactive devices regularly
 -  Use same account across all devices
 -  Activate immediately after installation
 -  Keep software  1-855-285-0870 updated
 -  Avoid sharing your license publicly
-







Warning Signs of Activation Issues

Watch for these:

-  Unknown devices in your account
 -  Activation limit reached unexpectedly
 -  License not recognized
 - *  1-855-285-0870  Frequent activation errors
-

Quick Activation Checklist

Before activating on another device, confirm:

-  Device slot available
-  Logged into correct account
-  License active
-  Old devices removed
-   1-855-285-0870 Software installed properly



? People Also Ask (FAQs)

1 Can I use Avast on multiple devices with one license?

Yes, depending on your subscription plan.

2 What happens if I exceed  1-855-285-0870 my Avast device limit?

You must remove an existing device before adding a new one.


3 Does reinstalling Avast count as a new activation?

Usually no, if it's the same device.

4  1-855-285-0870 Can I transfer Avast license to another device?

Yes, by deactivating it on the old device.


5 How do I check how many devices are using my Avast license?

Log into your  1-855-285-0870 Avast account dashboard.







Conclusion: Manage Your Avast License Like a Pro

Yes, Avast can be activated on multiple devices—but only within your plan's limits. Understanding how device-based licensing works helps  1-855-285-0870 you avoid activation errors and manage your subscription efficiently.

By following this guide, you can protect all your devices while staying within your license limits.

 Take action now: review your Avast  1-855-285-0870 account, manage your devices, and ensure every system is securely protected.

