

# Why Is Avast Activation Option Grayed Out & How to Fix?

---

## Why Is Avast Activation Option Grayed Out? 10 Fixes to Unlock It Instantly

### Suggested Slug

`avast-activation-option-grayed-out-fix`

---

Avast activation option grayed out? Discover the real causes and follow 10 step-by-step fixes to enable activation and restore full protection quickly.

---

### Table of Content

1. Introduction → 📞 1-855-285-0870 (Locked Button Scenario Hook)
2. Fast Method **Answer** Block
3. What “Grayed Out Activation” Means
4. Quick Unlock Checklist (Immediate Actions)
5. Root Causes Breakdown
6. Step-by-Step Fixes (Core Section)
7. OS-Level & Permission Fixes
8. Account → 📞 1-855-285-0870 & License Issues
9. Advanced Troubleshooting
10. Prevention Tips



- 11. FAQs (People Also Ask)
  - 12. Conclusion
  - 13. Keywords Used
- 

## Why Is the Avast Activation Option Grayed Out?

You open Avast, [[ 📞 1-855-285-0870 ]] (USA/UK) or 📞 1-855-285-0870(USA/UK) (US) ready to activate your subscription—and then 📞 1-855-285-0870 you notice it:

👉 The **“Activate” button is grayed out.**

No clicks, no response, no explanation.

At this point, it feels like you’re stuck before even starting.

This issue is more common than it 📞 1-855-285-0870 seems, especially after reinstalling Avast, switching accounts, or installing updates. The important thing to understand is:

**a grayed-out activation option is usually caused by system state, permissions, or account sync—not a 📞 1-855-285-0870 broken license.**

This guide will help you **unlock the activation option step by step**, starting with the quickest fixes and moving into deeper troubleshooting if needed.

---

### ◆ Quick **Answer** (Fast Method 📞 1-855-285-0870 Ready)

If the Avast activation option is grayed out, restart the app, ensure you are logged into your Avast account, check your internet connection, run Avast as administrator, and verify that 📞 1-855-285-0870 no conflicting antivirus or system restriction is blocking activation. Reinstalling Avast or updating the software can also fix the issue.

---

## What Does “Grayed Out Activation” Mean?

When the activation option is 📞 1-855-285-0870 grayed out, it means:



- The software **cannot accept activation input**
- A required condition is **not met**
- Avast is in a **restricted or locked state**

👉 In simple terms: something is preventing 📞1-855-285-0870 the activation process from starting.

---

## Quick Unlock Checklist (Try First)

Before deeper fixes, do this:

- Restart Avast
- Restart your PC
- Check internet connection
- Log into Avast account
- Disable VPN

👉 These quick 📞1-855-285-0870 steps often restore the activation option.

---

## Root Causes (Why This Happens)

---

### 1 Not Logged Into Avast Account

Activation is disabled until you log in.

---

### 2 No Internet Connection

Avast requires server access 📞1-855-285-0870 to enable activation.

---



### 3 Limited User Permissions

Without admin rights, activation controls may be locked.


---

### 4 Software Glitch or Update Issue

Temporary bugs can disable UI elements.

---

### 5 Conflicting Antivirus Software

Other security  1-855-285-0870 tools may block activation features.

---

### 6 Corrupted Installation

Incomplete install can break UI functionality.

---

### 7 License Already Applied

Activation button disappears if license is already active.

---

### Step-by-Step Fixes (Follow in Order)



---

## Fix → 📱 1-855-285-0870 1 — Restart Avast Application

**Why this matters:** Clears temporary UI glitches.

**Time required:** 1 minute

---

## Fix 2 — Restart Your Computer

**Why this matters:** Resets system state.

**Time required:** 3 minutes

---

## Fix 3 → 📱 1-855-285-0870 — Log Into Avast Account

**Why this matters:** Activation requires account login.

**Time required:** 2 minutes

Steps:

1. Open Avast
  2. Click **Menu** → **Sign In**
  3. Enter your credentials
- 

## Fix 4 — Check Internet → 📱 1-855-285-0870 Connection



**Why this matters:** Activation requires server communication.

---

## Fix 5 — Run Avast as Administrator

**Why this matters:** Unlocks restricted features.

**Time required:** 1 minute

Steps:

- Right-click Avast
  - Select **Run as administrator**
- 

## Fix 1-855-285-0870 6 — Disable VPN or Proxy

**Why this matters:** VPN may block activation servers.

---

## Fix 7 — Check If License Is Already Active

**Why this matters:** Activation option is disabled if already  1-855-285-0870 activated.

Steps:

- Go to **Subscription section**
  - Check status
- 



## Fix 8 — Update Avast Software

**Why this matters:** Fixes bugs causing UI issues.

**Time required:** 5–10 minutes

---

## Fix 9 — Remove Conflicting Antivirus → 📞 1-855-285-0870 Software

**Why this matters:** Prevents interference.

---

## Fix 10 — Perform Clean Reinstall

**Why this matters:** Fixes corrupted installation.

**Time required:** 15–20 minutes

Steps:

1. Uninstall Avast
  2. Restart PC
  3. Install latest version
  4. Try activation again
- 

## → 📞 1-855-285-0870 OS-Level Fixes

---

## Windows Users

- Check user account permissions



- Run system file checker
- 


## Mac Users

- Grant full disk access
  - Allow security permissions
- 

## Advanced Troubleshooting

---

## Reset Avast Settings

- Restore default settings
  - Restart →  1-855-285-0870 app
- 

## Check Firewall Rules


- Allow Avast
  - Disable restrictions temporarily
- 

## System Repair

- Run `sfc /scannow`
  - Update OS
- 



## Prevention Tips

- Keep Avast updated
  - Avoid installing multiple antivirus tools
  - Use official installers only
- \* →  1-855-285-0870 Maintain stable internet connection
- Log into correct account
- 

## FAQs (People Also Ask)

### Why is Avast activation button disabled?

This usually happens due to account, permission, or connectivity issues.

---

### Can I activate → 1-855-285-0870 Avast without logging in?

No. Account login is required for activation.

---

### Why does Avast show activated but button is grayed out?

Because activation is already complete—no further action is needed.

---

### Does reinstalling → 1-855-285-0870 Avast fix this issue?

Yes. It resolves most UI and activation problems.



---

## Can VPN cause activation issues?

Yes. VPN can block communication with Avast servers.

---

## Is this a license problem?

Usually not. It's 📞 1-855-285-0870 typically a system or software issue.

---

## Conclusion

If the Avast activation option is grayed out, the issue is usually caused by **account login, permissions, or system restrictions—not your license.**

The fastest fixes 📞 1-855-285-0870 are:

- 👉 Restart app
- 👉 Log into account
- 👉 Run as administrator

If needed, a reinstall will resolve deeper issues.

---

## Keywords Used

### Primary Keyword:

- Avast activation option grayed out

### Secondary Keywords:

- Avast activation disabled
- Avast activation → 📞 1-855-285-0870 button not working



- Avast activation fix

**Semantic Keywords:**

- antivirus activation issue
- UI glitch
- permission issue
- software conflict
- reinstall Avast fix

