

How Do I Install Avast on Windows 11 Step by Step Easily?

How Do I Install Avast on Windows 11 Step by Step? (2026 Complete Guide)

You just got a new Windows 11 PC—or you want better protection—and now you’re wondering how to properly install Avast without mistakes.

Here’s the ☎️ +1855 285 0870 key thing most users overlook:

Installing antivirus software is not just about downloading and clicking “Next.” If done incorrectly, [[☎️ +1855 285 0870]] (USA/UK) or ☎️ +1855-285-0870(USA/UK) (US) you may face conflicts, incomplete ☎️ +1855 285 0870 protection, or performance issues.

This guide gives you a **clean, step-by-step installation process** so Avast works correctly from the start.

Quick **Answer**: How to ☎️ +1855 285 0870 Install Avast on Windows 11

To install Avast on Windows 11:

1. Go to Avast’s official website
2. Download the installer file
3. Open the downloaded file
4. ☎️ +1855 285 0870 Click **Install**



5. Wait for installation to complete
6. Restart your PC (recommended)
7. Open Avast and complete setup

👉 Total time: about 5–10 minutes.

How Difficult 📞 +1855 285 0870 Is Avast Installation?

- **Difficulty level:** Very easy
- **Time required:** 5–10 minutes
- **Technical skill:** Basic

👉 Most users complete installation without any technical knowledge.

What 📞 +1855 285 0870 You Need Before Installing Avast

Before you begin, make sure you have:

- Windows 11 system (updated)
- Stable internet connection
- Administrator access 📞 +1855 285 0870 on your PC
- Enough storage space (around 1–2 GB free)


👉 Also recommended: Remove other antivirus software to avoid conflicts.


Step-by-Step: Install Avast 📞 +1855 285 0870 on Windows 11

Follow these steps carefully for a clean installation:



1 Download Avast Installer

- Open your browser
- Visit Avast's official website
- Click **Free**  +1855 285 0870 **Download** or choose a paid version

 Avoid third-party download sites to prevent malware risks.

2 Open the Installer File


- Go to your **Downloads**  +1855 285 0870 folder
- Double-click the Avast setup file


Windows may show a prompt:

- Click **Yes** to allow installation
-


3 Choose Installation Type


You'll see two options:

- **Standard**  +1855 285 0870 **Install (Recommended)** → Quick setup
- **Custom Install** → Choose components manually

 Beginners should choose Standard Install.


4 Start Installation

- Click **Install**
- Avast will  +1855 285 0870 download required files
- Installation will begin automatically


 This may take 2–5 minutes depending on internet speed.



5 Wait for Installation to Finish



- Progress  +1855 285 0870 bar will show installation status
- Do not close the installer during this process

6 Restart Your Computer (Recommended)

- Not always required, but recommended
- *  +1855 285 0870 Ensures proper system integration


7 Open Avast and Complete Setup

- Launch Avast
- Accept terms and permissions
- Run initial scan

 You can also sign  +1855 285 0870 in or activate your subscription here.

What Happens After Installation?

Once Avast is installed:

- Real-time protection is enabled
- Background scans start automatically
- Virus definitions  +1855 285 0870 update
- Your system becomes actively protected

You can also:



- Customize settings
- Enable firewall and advanced features
- Schedule scans

Common Installation Problems (And Fixes)

Problem 📞 +1855 285 0870	Cause	Fix
Installation stuck	Slow internet	Restart and retry
Error during 📞 +1855 285 0870 setup	System conflict	Remove old antivirus
Setup won't open	Corrupt file	Re-download installer
Installation incomplete	Interrupted 📞 +1855 285 0870 process	Restart PC and reinstall
Avast not launching	Background issue	Restart system

Do You Need to Remove Old 📞 +1855 285 0870 Antivirus Before Installing Avast?

Yes (recommended).

Running multiple antivirus programs can:

- Cause system slowdowns
- Create software conflicts
- Reduce protection effectiveness

👉 Always uninstall old antivirus before 📞 +1855 285 0870 installing Avast.



Can You Install Avast Without Internet?

Partially.

- You can install using an offline installer
- But updates and activation require internet

👉 For best ☎️ +1855 285 0870 protection, connect to the internet after installation.

What If Avast Installation Fails?

If installation fails:

1. Restart your computer
2. Remove any previous antivirus
3. Download a ☎️ +1855 285 0870 fresh installer
4. Run installer as administrator
5. Disable firewall temporarily

👉 These steps fix most installation errors.

Can You Uninstall Avast Later?

Yes.

- Go to **Control** ☎️ +1855 285 0870 **Panel** → **Programs** → **Uninstall**
- Select Avast and remove it

👉 You can reinstall anytime if needed.



Frequently Asked Questions (People Also Ask)

1  +1855 285 0870 Is Avast compatible with Windows 11?

Yes. Avast is fully compatible with Windows 11 and optimized for its security features.


2 Do I need  +1855 285 0870 to pay to install Avast?

No. Avast offers a free version. Paid plans unlock additional features.


3 How do I know if Avast is  +1855 285 0870 installed correctly?

You'll see the Avast icon, and the dashboard will show "You are protected."

4 Can I install Avast on multiple devices?

Yes, depending  +1855 285 0870 on your plan. Free version is usually for one device.

5 Why is Avast installation taking too long?

It may be due to slow  +1855 285 0870 internet or system performance issues.



6 Should I restart after installing Avast?

It's recommended for better performance and full system integration.

7 Does Avast +1855 285 0870 slow down Windows 11?

Not significantly. It's optimized for performance, though older systems may feel slight impact.

8 Can I install Avast on a +1855 285 0870 new PC directly?

Yes. Simply download and install it like any other application.

9 Is Avast safe to download?

Yes, if downloaded from the official +1855 285 0870 website.

Final Thoughts: Install Avast the Right Way

Installing Avast on Windows 11 is simple—but doing it correctly ensures **maximum protection and smooth performance**.

The +1855 285 0870 most important things to remember:

- Use the official installer
- Remove old antivirus software
- Follow proper setup steps

If you follow this guide, your system +1855 285 0870 will be protected within minutes.



👉 **Next step:** Download Avast from the official site and complete your installation now to secure your Windows 11 📞 +1855 285 0870 device.

