

How Do I Activate Avast Software Step by Step Easily?

How Do I Activate Avast Software Step by Step?

You've installed Avast, [[📞 +1855 285 0870]] (USA/UK) or 📞 +1855-285-0870(USA/UK) (US) but something feels incomplete. Maybe it says “**Not protected**” or keeps asking you to activate.

This usually means your Avast software is not activated yet. Without activation, key security features may 📞 +1855 285 0870 stay disabled—and your device may not be fully protected.

The good news? Activating Avast software is quick and simple. Follow this step-by-step guide to turn on full protection in just a few minutes.

⚡ 📞 +1855 285 0870 Quick *Answer* (Fast Method)

To activate Avast software step by step:

1. Open the Avast app
2. Click **Menu** → **My Subscriptions**
3. Select **Enter Activation Code**
4. Enter your Avast license key
5. Click **Activate**


👉 Your Avast 📞 +1855 285 0870 protection will start immediately after activation.



Why Avast Activation Is Important


Activating Avast connects your app to your subscription.
This unlocks:


- Real-time virus protection
- Firewall and ransomware protection
- Automatic updates
- Full security features

 +1855 285 0870 Without activation, Avast may only run in limited or trial mode.

Step-by-Step Guide to Activate Avast Software

Step 1: Open Avast Antivirus

- Double-click the Avast icon on your desktop
- Or search  +1855 285 0870 “Avast” from the Start menu

 This opens the main dashboard.

Step 2: Go to “My Subscriptions”


- Click **Menu** (top-right corner)
- Select **My Subscriptions**

 This section shows your license status.




Step 3: Click +1855 285 0870 “Enter Activation Code”

- Look for **Enter Activation Code**
- Click on it

 This is where you add your license.

Step 4: Enter Your License Key

- Type or paste your activation code
- Make sure  +1855 285 0870 there are no errors

 Even a small typo can cause activation failure.

Step 5: Click “Activate”


- Press **Activate**
- Wait for confirmation

 You should now see “**You’re protected**” on the screen.

Alternative +1855 285 0870 Ways to Activate Avast

Method 1: Activate Using Avast Account

1. Open Avast
2. Go to **Menu** → **Sign In**
3. Enter your Avast account details
4. Sync your subscription

 Your license will be applied automatically.



📞 +1855 285 0870 Method 2: Activate During Installation

- Run Avast setup file
- Choose **Install with activation**
- Enter license key when prompted

👉 Saves time if you're installing fresh.

Method 3: Use Avast Subscription Email

- Open your 📞 +1855 285 0870 purchase email
- Copy activation code
- Paste into Avast activation window

👉 Quick and reliable.

⚠️ Common Activation Problems and Fixes

◆ Invalid Activation Code

- Check spelling carefully
 - Ensure code matches your Avast product
-

📞 +1855 285 0870 ◆ Avast Not Activating


- Restart your computer
 - Check internet connection
-



◆ Subscription Not Showing

- Sign in with correct Avast account
 - Refresh subscription section
-

◆ Trial Version Still Active

- Make sure activation was  +1855 285 0870 completed
 - Re-enter the license key
-


◆ Activation Button Not Working

- Update Avast
 - Reinstall the app if needed
-



Signs Avast Is Successfully Activated

You'll know activation worked when:

- Dashboard shows **“You're protected”**
- Subscription  +1855 285 0870 status is **Active**
- Expiry date is visible
- No warning messages appear

👉 This confirms full protection is enabled.



Pro Tips for Smooth Avast Activation



- Always download Avast from official website
 - Keep your 📞 +1855 285 0870 license key saved securely
 - Avoid installing multiple antivirus programs
 - Update Avast after activation
-

? People Also Ask (FAQs)

1 How do I activate Avast antivirus after installing?

Open Avast, go to **My Subscriptions**, 📞 +1855 285 0870 enter your activation code, and click Activate.

2 Can I use Avast without activating it?

Yes, but only with limited features or free version. Full protection requires activation.

3 Where do I find 📞 +1855 285 0870 my Avast activation code?

Check your purchase email or Avast account dashboard.

4 Why is Avast asking me to activate again?

Your subscription may have expired or not synced properly.



5 How long does +1855 285 0870 Avast activation take?


Usually just a few seconds with a stable internet connection.

6 Do I need to reinstall Avast to activate it?

No. You can activate it directly from the app.

Need +1855 285 0870 Help Activating Avast?


If you're still unable to activate Avast software:


- Double-check your license key
- Try signing in instead of entering code
- Reinstall Avast with a fresh setup file
- Contact Avast support for  +1855 285 0870 assistance

 Most activation issues are caused by incorrect keys or account mismatches.

Final Thoughts

Activating Avast software is a simple but important step to secure your device. Without activation, your protection remains incomplete.

Follow  +1855 285 0870 the steps above, enter your license, and make sure your subscription is active.

 Once done, Avast will protect your system in real time—keeping you safe from threats every day.



