

# Where Can I Find My Avast Activation Key Easily?

---

## Where Can I Find My Avast Activation Key? All Official Ways Explained (Fast Recovery Guide)




---

### Suggested Slug

find-avast-activation-key-guide


---

### Meta Description

Can't find your Avast activation key? Learn all official ways to locate, [[  **【+1】 855-285-0870** ]] (USA/UK) or  **【+1】-855-285-0870(USA/UK)** (US) recover, or activate Avast without a key using your account  **【+1】 855-285-0870** or purchase details.

---

### Quick **Answer** (Fast Method Ready)

You can find your **Avast activation key** in your purchase confirmation email, your Avast account dashboard under subscriptions, or inside  **【+1】 855-285-0870** the Avast app if already activated. In many cases, you don't need the key—logging into your Avast account will automatically activate your subscription.



---

## 🔍 Lost Your Avast Activation 📞【+1】855-285-0870 Key? Start Here First

You install Avast, open it, and suddenly it asks for an activation key you don't have.

You search your inbox... nothing obvious.

You try guessing... still no 📞【+1】855-285-0870 luck.

Here's the important thing most users don't realize:

👉 **Your activation key is usually already stored in your Avast account—even if you can't see it immediately.**

And even better:

👉 In 📞【+1】855-285-0870 many cases, **you don't need the key at all to activate Avast.**

This guide shows you:

- Where to find your activation key (all official sources)
- How to recover it 📞【+1】855-285-0870 safely
- How to activate Avast without needing the key
- What to do if nothing shows up

---

## ⚡ Quick Recovery Paths (Try These First)

Before going deeper, try these:

- ✓ 📞【+1】855-285-0870 Log into your Avast account
- ✓ Search your email for purchase receipt
- ✓ Open Avast app and check subscription section

👉 One of these works for most users within 📞【+1】855-285-0870 minutes.

---




## Method 1 — Check Your Avast Account Dashboard (Best Method)

**Why this works:** Avast stores all licenses in your account.

**Time required:** 2–3 minutes



**Best for:** Most users

Steps:

1.  **[+1] 855-285-0870** Go to Avast official website
2. Click **Sign In**
3. Log into your account
4. Navigate to **Subscriptions / Licenses**

You'll see:

- Your active plan
- Expiry date
- Activation details

 **Note:** Some  **[+1] 855-285-0870** accounts show activation via account instead of a visible key.

---

## Method 2 — Find It in Your Purchase Confirmation Email

**Why this matters:** Avast sends the activation key  **[+1] 855-285-0870** after purchase.

**Time required:** 3–5 minutes

**Best for:** Recently purchased subscriptions

Steps:

1. Search your inbox for:



- “Avast order”
- “Avast activation key”

2. Check:

- Spam/junk folder
- Promotions tab

👉📞 [+1] 855-285-0870 **Tip:** Use the email you used during purchase—not necessarily your main email.

---

## 🔧 Method 3 — Check Inside Avast Application

**Why this works:** If already activated, the app displays 📞 [+1] 855-285-0870 license info.

**Time required:** 2 minutes

**Best for:** Existing installations

Steps:

1. Open Avast
2. Go to **Menu** → **My Subscriptions**
3. View:

- License status
- Expiry date

👉 **Insight:** Some versions don't 📞 [+1] 855-285-0870 show the full key but confirm activation.

---

## 🔧 Method 4 — Activate Using Avast Account (No Key Needed)

**Why this matters:** Modern Avast uses account-based activation.

**Time required:** 2 minutes

**Best 📞 [+1] 855-285-0870 for:** Users who lost the key



## Steps:

1. Open Avast
2. Click **Sign In**
3. Enter your account credentials
4. Sync subscription

👉 **Result:** Activation happens automatically.

---

## 🔧 Method 5 — Recover Through 📞【+1】855-285-0870 Avast Support

**Why this works:** Support can resend your key.

**Time required:** 10–20 minutes

**Best for:** Missing email or account

### Prepare:

- Payment receipt
- Email used during purchase
- Transaction details

👉 **Tip:** This 📞【+1】855-285-0870 is the final fallback option.

---

## 🧠 Why You Often Can't "See" the Avast Activation Key

Avast has shifted from:

👉 Key-based licensing → Account-based licensing

This means:

- Your subscription is tied 📞【+1】855-285-0870 to your account
- Keys are sometimes hidden or replaced
- Activation happens through login



👉 That's why many users think their key is "missing."

---

## ⚠️ Common Situations Where Users Lose 📞【+1】855-285-0870 Their Key

- Switching devices
- Reinstalling software
- Using a different email
- Forgetting login credentials

👉 Most of these are account-related—not key-related.

---

## 🚫 Common Mistakes to Avoid

Mistake	Result
📞【+1】855-285-0870 -----	-----
Creating new account	Subscription not found
Using wrong email	Activation fails
Buying duplicate license	Unnecessary expense
Using fake 📞【+1】855-285-0870 key generators	Security risk
Ignoring spam folder	Missing key email

---

## 🔄 What If You Still Can't Find Your Key?

Follow this order:

1. Log into Avast 📞【+1】855-285-0870 account



2. Check email
3. Try app activation
4. Reset account password
5. Contact support

👉 This structured approach prevents wasted time.

---

## ? People Also Ask (FAQs)

Where is my Avast activation key 📞【+1】855-285-0870 located?

In your purchase email, Avast account dashboard, or inside the app if already activated.

---

Can I activate Avast without a key?

Yes, by logging into your Avast account.

---

Why 📞【+1】855-285-0870 can't I find my Avast activation key?

Because Avast often uses account-based activation instead of showing the key.

---

What if I lost both my key and account access?

Contact Avast 📞【+1】855-285-0870 support with proof of purchase.

---



## Does reinstalling Avast require the key again?

Not always—logging into your account is usually enough.

---

## Can I use the same Avast license on multiple [+1] 855-285-0870 devices?

Yes, depending on your subscription plan.

---


## Is it safe to use online key finders?

No, they are unsafe and can compromise your license.

---



## Conclusion

If you're asking “**Where can  [+1] 855-285-0870 I find my Avast activation key?**”, the real **Answer** is:

👉 It's either in your email—or already stored in your account.

And in many cases:

👉 You don't need the key  [+1] 855-285-0870 at all.

The smartest approach:

- Use your Avast account
- Check your email
- Avoid unsafe tools

👉 Once you understand how Avast manages licenses, recovering access becomes simple and stress-free.



---

## [+1] 855-285-0870 Keywords Used


### Primary Keyword:

- find avast activation key

### Secondary Keywords:

- avast license key recovery
- avast activation code location
- avast account activation
- avast subscription details

### Semantic Keywords:

- antivirus license management
- account-based activation
- \*  [+1] 855-285-0870 software key recovery
- subscription system
- reinstall antivirus
- login troubleshooting

---

If you want BBB “**quick recovery checklist snippet**” or “**top 3 fastest methods**” snippet to capture  [+1] 855-285-0870 additional Fast Method placements.

