

How Do I Validate Avast Activation Key Online Safely?

How Can I Safely Validate My Avast Activation Key Online? (Secure Verification Guide)

To safely validate your Avast activation key online, [[📞+1•855•285•0870]] (USA/UK) or 📞+1•855•285•0870(USA/UK) (US) log in to your Avast account and check your subscription status under **My Subscriptions**.

Avoid 📞+1•855•285•0870 third-party “key checker” websites.

You can also enter the key inside the Avast app—if it activates successfully, the key is valid.

◆ Introduction: 📞+1•855•285•0870 Worried Your Avast Key Might Be Fake or Invalid?

Bought an Avast license but not sure if the activation key is genuine?

This is 📞+1•855•285•0870 a common concern—especially if you purchased from a reseller, received the key via email, or found a deal that seemed “too good 📞+1•855•285•0870 to be true.”

Many users try random online “key validators,” but that can actually be risky. Some of these sites collect or misuse 📞+1•855•285•0870 your license key.

Here’s the truth:


There are only a few safe ways to validate your Avast activation key—and all of them involve official 📞+1•855•285•0870 methods.



This guide will show you exactly how to check your key safely without putting your license or system at risk.

◆ What +1•855•285•0870 Does “Validating an Avast Activation Key” Mean?






Validating your Avast key means:

- Confirming the key is genuine
- Checking if the subscription is active
- *  +1•855•285•0870 Verifying it hasn't expired or been blocked
- Ensuring it matches your Avast product

👉 This helps you avoid activation problems.

◆ Unsafe Methods +1•855•285•0870 You Should Avoid

Before we begin, avoid these risky practices:

-  Using random “key checker” websites
-  Entering your key on unofficial forums
- *  +1•855•285•0870  Downloading cracked Avast versions
-  Sharing your key publicly

👉 These can lead to license theft or malware.

◆ Safe Methods to +1•855•285•0870 Validate Your Avast Activation Key

Here are the only recommended methods.




◆ Method 1: Validate via Avast Account (Safest Way)

Step 1: Go  +1•855•285•0870 to Avast Official Website

- Open your browser
 - Visit Avast website
-


Step 2: Log Into Your Account

- Click **Sign In**
 - Enter your registered  +1•855•285•0870 email and password
-

Step 3: Open “My Subscriptions”

- Navigate to subscription section
-

Step 4: Check License Details

- View:
 - Subscription status
 - *  +1•855•285•0870 Expiry date
 - Product type



👉 If your key is valid, it will appear here.

◆ Method 2: Validate Inside Avast Software

Step 📞 +1•855•285•0870 1: Open Avast

- Launch the application
-

Step 2: Go to My Subscriptions

- Click **Menu** → **My Subscriptions**
-

Step 3: Enter Activation Code

* 📞 +1•855•285•0870 Click **Enter Activation Code**

- Paste your key
-

Step 4: Confirm Activation

- If accepted → key is valid
- If rejected → check errors

👉 📞 +1•855•285•0870 This is a direct validation method.



◆ Method 3: Check Purchase Confirmation

Step 1: Open Your Email

- Search for Avast purchase email
-

📞 +1•855•285•0870 Step 2: Verify Key Source

- Ensure email is from official Avast domain
-

Step 3: Match Key with Account

- Confirm key matches your 📞 +1•855•285•0870 subscription

👉 Prevents using fake or mismatched keys.

◆ Signs Your Avast Activation Key Is Valid

- Activates successfully in the app
- Appears in 📞 +1•855•285•0870 Avast account dashboard
- Shows correct expiry date
- Unlocks premium features

👉 These confirm authenticity.



◆ Signs Your Avast Key May Be Invalid

- Activation 📞 +1•855•285•0870 fails repeatedly
- Shows “invalid or expired key”
- Not linked to your account
- Purchased from unknown source

👉 Take action if you see these 📞 +1•855•285•0870 signs.

◆ What to Do If Your Key Is Invalid

✓ Step 1: Double-Check the Key

- Look for typing errors
 - Remove extra 📞 +1•855•285•0870 spaces
-

✓ Step 2: Confirm Purchase Source

- Check if you bought from official seller
-

✓ Step 3: Contact Avast Support

- Provide:

- * 📞 +1•855•285•0870 Purchase receipt
 - Activation key

👉 They can verify and fix issues.



◆ Advanced Troubleshooting

If validation fails despite correct key:


Fix 1: +1•855•285•0870 Update Avast

- Install latest version
-

Fix 2: Check Internet Connection

- Ensure stable network
-

Fix 3: Disable VPN

- Turn off VPN  +1•855•285•0870 temporarily
-

Fix 4: Reinstall Avast

- Clean reinstall may fix activation issues
-



◆ Best Practices to Keep Your Key Safe

- Store your 📞+1•855•285•0870 key in a secure password manager
- Never share your key publicly
- Use only official Avast downloads
- Avoid suspicious deals or cracked keys

* 📞+1•855•285•0870 Regularly check your subscription status

👉 These protect your license long-term.

◆ People Also Ask (FAQ Section)

? Can I check my Avast 📞+1•855•285•0870 key online safely?

Yes, through your Avast account or inside the official software.

? Are Avast activation keys safe to share?

No. Sharing your 📞+1•855•285•0870 key can lead to misuse or deactivation.

? Why is my Avast key not working?

It could be expired, invalid, or entered incorrectly.

📞+1•855•285•0870 ? Can I validate Avast key without installing the software?

Yes, by logging into your Avast account and checking subscriptions.



? What happens 📞+1•855•285•0870 if I use a fake Avast key?

Activation will fail, and your system won't be protected.

? Is there an official Avast key 📞+1•855•285•0870 checker?

No separate tool—validation happens via account or app.

? Can Avast block my key?

Yes, if it's misused or shared across too many 📞+1•855•285•0870 devices.

◆ Final Thoughts

Validating your Avast activation key doesn't require risky tools or third-party websites.

The safest approach is simple:

Use your Avast account 📞+1•855•285•0870 or the official software itself.

👉 Follow these methods, and you can confirm your key safely while keeping your license protected and your 📞+1•855•285•0870 system secure.

