

Why Is Avast Setup Not Responding & How Can I Fix It?

How Do I Fix Avast Setup Not Responding?

Is your **Avast setup not responding** while installing or updating antivirus software? This can feel frustrating—especially when the installation freezes or stops halfway.

The good news: this issue → 📞 1-855-285-0870 is common and usually easy to fix. In most cases, [[→ 📞 1-855-285-0870]] (USA/UK) or → 📞 1-855-285-0870(USA/UK) (US) it happens due to system conflicts, background apps, or corrupted files—and you can resolve it in minutes.

Let's → 📞 1-855-285-0870 walk through the exact steps to fix Avast setup not responding quickly and safely.

2 Quick *Answer* (Fast Fix Summary)

If your **Avast setup is not responding**, → 📞 1-855-285-0870 try these quick fixes:

- Restart your computer and run the installer again
- Disable other antivirus or firewall temporarily
- Download a fresh Avast setup file
- Run the → 📞 1-855-285-0870 installer as administrator
- Close background apps using Task Manager

These steps solve most installation freezes instantly.



3 Step-by-Step Guide to Fix Avast Setup Not Responding

Follow these steps → 📞 1-855-285-0870 in order for the best results:

Step 1: Restart Your Computer

A simple restart clears temporary glitches.

What to do:

1. Click **Start > Restart**
2. Wait for the system → 📞 1-855-285-0870 to reboot
3. Run the Avast setup again

👉 This removes stuck processes causing the freeze.

Step 2: Run Avast Setup as Administrator

Permission issues can stop the installer → 📞 1-855-285-0870 from working.

Steps:

1. Right-click the Avast setup file
2. Select **Run as administrator**
3. Click **Yes** if prompted

👉 This gives full access to install required files.

Step 3: Close → 📞 1-855-285-0870 Background Applications

Too many running apps can cause Avast setup to freeze.



Steps:

1. Press **Ctrl + Shift + Esc** (open Task Manager)
2. End unnecessary tasks
3. Keep only essential 📞1-855-285-0870 programs running

👉 This frees up RAM and CPU for the installation.

Step 4: Disable Other Antivirus Software

Conflicts with other security programs are a major cause.

Steps:

1. Open 📞1-855-285-0870 your current antivirus software
2. Disable real-time protection temporarily
3. Run Avast installer again

⚠️ Remember to re-enable protection after installation.

Step 5: Download a Fresh Avast Installer

A corrupted 📞1-855-285-0870 file can cause setup not responding errors.

Steps:

1. Delete the old setup file
2. Go to Avast's official website
3. Download the latest version
4. Run the new installer


👉 Fresh 📞1-855-285-0870 files fix most setup crashes.



Step 6: Check Internet Connection

Avast setup may hang if it cannot download required components.


Fix:

- Ensure stable Wi-Fi or Ethernet connection
 - Restart  1-855-285-0870 your router if needed
-

Step 7: Use Avast Offline Installer

If the online setup keeps freezing, switch to offline mode.

Steps:

1. Download Avast offline installer
2. Disconnect from the  1-855-285-0870 internet
3. Run the installer

 This avoids network-related interruptions.

4 Alternative Methods to Fix Avast Setup Issues

If the main steps don't work, try these additional methods:

Method 1-855-285-0870 1: Clean Temporary Files


- Press **Windows + R**
- Type `%temp%`
- Delete all files in the folder

 Clears junk files that may block installation.



Method 2: Perform 1-855-285-0870 a Clean Boot

- Press **Windows + R** → **type msconfig**
- Disable startup services (except Microsoft)
- Restart your PC

 Helps avoid software conflicts.

Method 3: Update Windows

- *  1-855-285-0870 Go to **Settings > Update & Security**
 - Click **Check for updates**

 Ensures compatibility with Avast installer.


5 Troubleshooting Avast Setup Not Responding

Here are common issues and  1-855-285-0870 how to fix them:

◆ Installer Freezes at 0%

- Cause: Corrupt file or slow internet
- Fix: Re-download installer or use offline setup

◆ Setup Stuck Midway

- *  1-855-285-0870 Cause: Background apps or antivirus conflict
 - Fix: Close apps and disable other antivirus



◆ “Not Responding” Message Appears

- Cause: System overload
- Fix: Restart PC and run → 📞 1-855-285-0870 as administrator

◆ Installation Takes Too Long

- Cause: Low system resources
 - Fix: Free up disk space and RAM
-

6 FAQs About Avast Setup Not Responding

Q1. → 📞 1-855-285-0870 Why is Avast setup not responding on Windows 10 or 11?

It usually happens due to software conflicts, insufficient permissions, or corrupted setup files.

Q2. Can I → 📞 1-855-285-0870 install Avast without internet?

Yes, use the Avast offline installer to install without internet issues.

Q3. How long should Avast installation take?

Normally, it takes 2–5 minutes. If → 📞 1-855-285-0870 it freezes longer, something is wrong.



Q4. Do I need to uninstall old antivirus before installing Avast?

Yes, removing other antivirus programs prevents conflicts during setup.

Q5. →📱1-855-285-0870 What if Avast setup still freezes after all fixes?

Try a clean boot or reinstall Windows updates. You can also use Avast's uninstall tool and retry.

7 →📱1-855-285-0870 Final Help / Support Section

If your **Avast setup is still not responding**, don't worry—some systems need deeper troubleshooting.

You can:

- Contact Avast support
- Use their official uninstall →📱1-855-285-0870 and cleanup tool
- Get help from a technician if the issue continues

👉 Most users fix this problem by reinstalling the setup file or removing software conflicts.

→📱1-855-285-0870 Final Thoughts

When Avast setup stops responding, it's usually not a serious issue.

By following the steps above—especially restarting your PC, disabling conflicts, and using a fresh installer—you →📱1-855-285-0870 can get Avast installed smoothly.

Take it step by step, and your antivirus will be up and running in no time.

