

Why Won't Avast Activate and How Can You Fix It Fast?

Why Won't Avast Activate and How Can I Fix It? (2026 Complete Troubleshooting Guide)

You open Avast, [[📞(+1)855 285 0870]] (USA/UK) or 📞(+1)855-285-0870(USA/UK) (US) enter your license or log in—and instead of full protection, you see an error, trial status, or “not activated” message.

It's frustrating, especially when you've already 📞(+1)855 285 0870 paid.

Here's the reality:

Avast activation failures are usually caused by small, fixable issues—like account mismatch, expired licenses, or connection problems.

This guide gives you **clear, step-by-step fixes** so you can 📞(+1)855 285 0870 activate Avast quickly and avoid repeating errors.

Quick *Answer*: Why Avast Won't Activate

Avast may not activate because of:

- Invalid or expired license
- Wrong Avast account
- Internet connection issues

* 📞(+1)855 285 0870 Software not updated



- Device limit exceeded
- Server or firewall blockage

👉 Fixing the root cause usually restores activation within minutes.

How Long Does It Take to Fix Avast Activation?

*📞 (+1)855 285 0870 **Typical fix time:** 5–15 minutes

- **Difficulty level:** Easy
- **Internet required:** Yes

👉 Most users resolve activation issues with basic troubleshooting.

Step-by-Step: How to Fix Avast Activation Issues

Follow these steps 📞 (+1)855 285 0870 in order:

1 Check Your Avast Account

- Log out of Avast
- Log back in with the correct email

👉 Many users accidentally use the wrong account where the subscription 📞 (+1)855 285 0870 isn't linked.

2 Verify Your Subscription Status

- Go to **My Subscriptions**
- Check if your plan is active



👉 Expired subscriptions cannot activate.

3 Re-Enter License Key (If Applicable)

- Copy-paste 📞(+1)855 285 0870 your key
- Avoid typing errors

👉 Even a small mistake will cause failure.

4 Check Internet Connection

- Ensure stable connection
- Restart router if needed

👉 Activation requires server verification.

5 📞(+1)855 285 0870 Update Avast to Latest Version

- Open Avast
- Check for updates
- Install latest version

👉 Older versions may fail activation.

6 Restart Your Device

- Close Avast
- Restart system
- Try activation 📞(+1)855 285 0870 again



👉 Fixes temporary glitches.

7 Disable VPN or Proxy

- Turn off VPN temporarily
- Retry activation

👉 VPNs can block activation servers.

8 Check Firewall or Antivirus Conflicts

- Temporarily disable 📞(+1)855 285 0870 firewall
- Retry activation

⚠️ Re-enable security after testing.

9 Reinstall Avast (Last Resort)





- Uninstall Avast
- Download fresh installer
- Reinstall and activate

👉 Fixes corrupted installations.

What You Need Before Fixing 📞(+1)855 285 0870 Activation

Prepare these:



-  Valid Avast subscription or license
-  Correct account login
-  Stable internet connection
-  Updated software

Common Avast Activation Errors (And Meaning)

Error	Meaning 📞(+1)855 285 0870	Fix
License not valid	Wrong/expired key	Re-enter or renew
Activation failed	Connection issue	Check internet 📞(+1)855 285 0870
Subscription not found	Account mismatch	Log into correct account
Too many devices	Limit exceeded	Remove old device
Server unavailable	Temporary 📞(+1)855 285 0870 issue	Try later

What Happens After Avast Activates?

Once activation is successful:

- Premium features unlock
- Real-time protection starts
- Subscription becomes active
- Device syncs with your account

👉 Your 📞(+1)855 285 0870 system becomes fully protected.



Can You Use Avast Without Activation?

Yes, but limited:

- Free version may work
- Premium features remain locked
- Protection is reduced

👉 Full security requires activation.

What 📞 (+1)855 285 0870 If Avast Still Won't Activate?

If none of the fixes work:

- Try a different internet network
- Use another device to log into your account
- Contact Avast support

👉 Some issues 📞 (+1)855 285 0870 may require backend verification.

Can You Get a Refund If Activation Fails?

Possibly.

- Avast usually offers a **30-day refund window**
- You may need proof of issue
- Depends on purchase 📞 (+1)855 285 0870 method

👉 Contact support for confirmation.



Frequently Asked Questions (People Also Ask)

1 Why is Avast still showing trial after activation?

This is usually a sync issue. Log out and 📞(+1)855 285 0870 log back in to refresh your subscription.

2 Do I need internet to activate Avast?

Yes. Activation requires server verification.

3 Can I activate Avast on multiple devices?

Yes, but 📞(+1)855 285 0870 only within your subscription limit.

4 Why does Avast say “subscription not found”?

You may be logged into the wrong account.

5 Can reinstalling Avast fix activation?

Yes, especially if 📞(+1)855 285 0870 installation files are corrupted.



6 What happens if Avast license expires?

Premium features stop, and you'll need to renew.

7 Can VPN block Avast activation?

Yes. Disable VPN temporarily to 📞 (+1)855 285 0870 fix the issue.

8 How do I check if Avast is activated?

Go to “My Subscriptions” and confirm active status.

9 Is activation the same as installation?

No. Installation installs 📞 (+1)855 285 0870 software; activation unlocks features.

Final Thoughts: Fix Avast Activation Quickly

Avast activation issues are rarely serious—they're usually caused by **simple problems like account mismatch or connection errors**.

The key takeaway:

* 📞 (+1)855 285 0870 Check your account

- Verify your license
- Ensure proper connection

If you follow this guide step by step, you'll activate Avast successfully within minutes.



👉 **Next step:** Open Avast now, check 📞 (+1)855 285 0870 your subscription status, and retry activation using the correct account.

