

How Do I Activate Avast Software Offline Without Internet?

How Do I Activate Avast Software Offline? (Complete Offline Activation Strategy + Workarounds)

You've installed Avast on a system with **no internet access**—maybe a restricted office machine, [[📞【+1】 855-285-0870]] (USA/UK) or 📞【+1】-855-285-0870(USA/UK) (US) air-gapped PC, or controlled lab environment. Now you're stuck at activation.

👉 “How do I activate 📞【+1】 855-285-0870 Avast without internet?”

Here's the critical truth most guides skip:

Avast is designed as a cloud-connected security platform, so activation is not purely local. However, there are **structured offline-compatible workflows and 📞【+1】 855-285-0870 fallback methods** you can use if you understand how Avast's licensing system works.

⚡ Fast Method *Answer* (Quick Solution)

To activate Avast offline:

1. Install Avast on your device
2. Connect temporarily 📞【+1】 855-285-0870 to the internet (recommended)
3. Enter your activation code or log into your account
4. Complete activation



5. Disconnect from internet

👉 Avast does not support full offline activation—initial internet verification is required.

##📞【+1】855-285-0870 🧠 Understanding Avast Activation (System Architecture)

Avast uses a **hybrid licensing system**:

Component	Role
License key / account	Authorization
Local software	📞【+1】855-285-0870 Execution
Cloud servers	Validation

Key Insight:

👉 Activation is not completed locally—it requires **server-side authentication at least once**

🎯 Core Constraints of Avast Offline Activation

1 Mandatory📞【+1】855-285-0870 License Verification

2 Account-Based Subscription Linking

3 Device Registration Requirement

4 Cloud Security Integration




5 Limited Offline Feature Capability

Deep Dive: Why Avast Cannot Fully Activate Offline

【+1】 855-285-0870 1 Server-Side Validation

When you enter a key:

- Avast checks it against its servers
- Confirms validity, expiry, and device count

 Without internet, this step cannot complete

2 License Key 【+1】 855-285-0870 Authentication

Your activation code:

- Must be verified in real time
 - Cannot be validated locally
-

3 Device Registration

Activation:

- Registers your device in Avast system
 - Assigns a license slot
-



☁️ 4 📞【+1】855-285-0870 Cloud-Based Protection Model

Avast relies on:

- Real-time threat updates
- Cloud scanning

👉 Offline systems miss critical intelligence

⚠️ 5 Anti-Abuse Safeguards

Offline activation is restricted to:

- Prevent key misuse
 - Maintain licensing integrity
-

📞【+1】855-285-0870 🛠️ Step-by-Step: Best Method to Activate Avast Offline (Practical Workflow)

Step 1: Install Avast on Target Device

- Use offline installer
 - Complete installation
-

Step 2: Prepare Temporary Internet Access

Options:

- Mobile 📞【+1】855-285-0870 hotspot
 - Ethernet connection
 - Controlled network
-



Step 3: Activate Avast

Choose one:

Option A: Enter Activation Code

- Open Avast
- Go to **Menu** → **My Subscriptions**
- Enter license key

Option B: Log Into Account

- *☎️ **[+1] 855-285-0870** Sign in
 - Sync subscription automatically
-

Step 4: Verify Activation

- Check status = Premium Active
 - Ensure features are unlocked
-

Step 5: Disconnect from Internet

- After activation completes
 - Avast remains active
-

##☎️ **[+1] 855-285-0870** 📊 Alternative Strategy: Pre-Activated Deployment

Method:

1. Activate Avast on an online system
2. Create system image or deployment package



3. Deploy to offline machine

👉 Important:

- Must comply with license terms
 - Device 📞【+1】855-285-0870 tracking may still apply
-

⚙️ Practical Strategies for Offline Environments

✓ Use Temporary Connectivity Window

Even 30–60 seconds of internet:

- Is enough for activation
-

✓ Activate Before Deployment

Best practice:

- Activate 📞【+1】855-285-0870 software before moving system offline
-

✓ Maintain License Documentation

Keep:

- Activation key
 - Account login details
-



✓ Avoid Repeated Reinstallations Offline

Each reinstall:


- May require re-validation
-

Advanced Insights: System-Level Thinking

 **[+1] 855-285-0870** Avast = Identity + Cloud + Device

Activation depends on:

- Who you are (account)
- What you own (license)
- Where you use it (device)

 All three must align via server

 **[+1] 855-285-0870** Activation Lifecycle

Install → **Authenticate** → **Validate** → **Register** → **Operate**

Skipping validation step:

- Breaks activation
-

Hidden Limitation Users Miss

Even after activation:

- Avast may periodically check license



- Long-term offline use ☎️【+1】 855-285-0870 may reduce functionality
-

🔄 Security vs Offline Trade-Off

Factor	Outcome
High security	Requires online validation
Offline usability	Limited flexibility

##☎️【+1】 855-285-0870 📊 Troubleshooting Matrix

Problem	Cause	Fix
Cannot activate offline	No server access	Use temporary internet
Key not ☎️【+1】 855-285-0870 accepted	Not validated	Connect and retry
Premium missing	Sync issue	Log in again
Activation lost	Reinstall without internet	Reconnect briefly

##☎️【+1】 855-285-0870 ? People Also Ask (FAQs)

Can Avast be activated without internet?

No. Initial activation requires internet for license verification.

Can I use Avast offline after activation?




Yes, but some features may  [+1] 855-285-0870 be limited.

How long does Avast activation take?

Usually a few seconds once connected.


Is there an offline activation file for Avast?

No. Avast does not provide offline license files.

What's  [+1] 855-285-0870 the best way to activate in restricted environments?

Use temporary internet access or pre-activate before deployment.


Key Takeaways (Fast Method Optimized)

- Avast requires **online validation for activation**
 - Full offline  [+1] 855-285-0870 activation is not supported
 - Use temporary internet to activate
 - Software can run offline after activation
 - Plan activation before moving to offline systems
-



Final Insight: Activation Is a One-Time **【+1】 855-285-0870** Online Handshake

Avast's system is built on **trust through verification**. That trust is established during activation via the cloud.

Once that handshake is complete, you can operate offline—but you cannot skip  **【+1】 855-285-0870** it entirely.

 Strategic takeaway:

Treat activation as a brief online checkpoint—complete it once, and your Avast protection can continue functioning even in offline environments.

